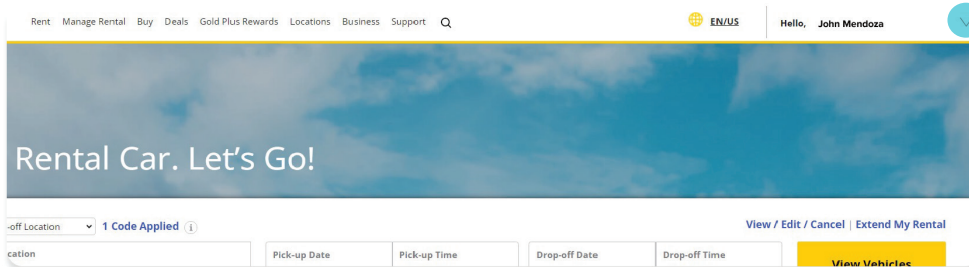




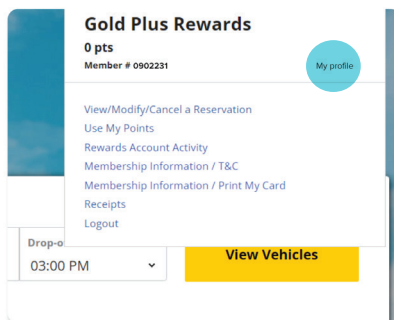
# Add your Hertz Business Rewards<sup>®</sup> CDP to your Hertz Gold Plus Rewards<sup>®</sup> profile.

Big savings for small business.

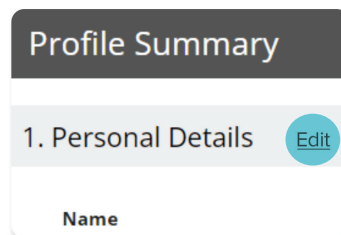
1. Once you are logged in on your Gold profile, click the down arrow in the top right corner.



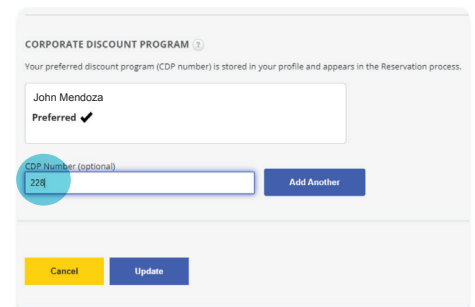
2. Then click on **My Profile**.



3. Then go to the **Personal Details** section and use the edit link to add the CDP number.



4. Once you click on Edit, go down to the **CORPORATE DISCOUNT PROGRAM** area and put the **CDP** number in the CDP number box. Once it is entered and marked as preferred, click the Update button.



Questions? We're here to help.

Customer Care | 800-227-4653 | Monday-Friday | 6:00am - 7:00pm CST