

**Hertz®**

# DRIVING IN ASIA

**WITH HERTZ CAR RENTAL**

*Guide to exploring more of Asia,  
with freedom on wheels.*

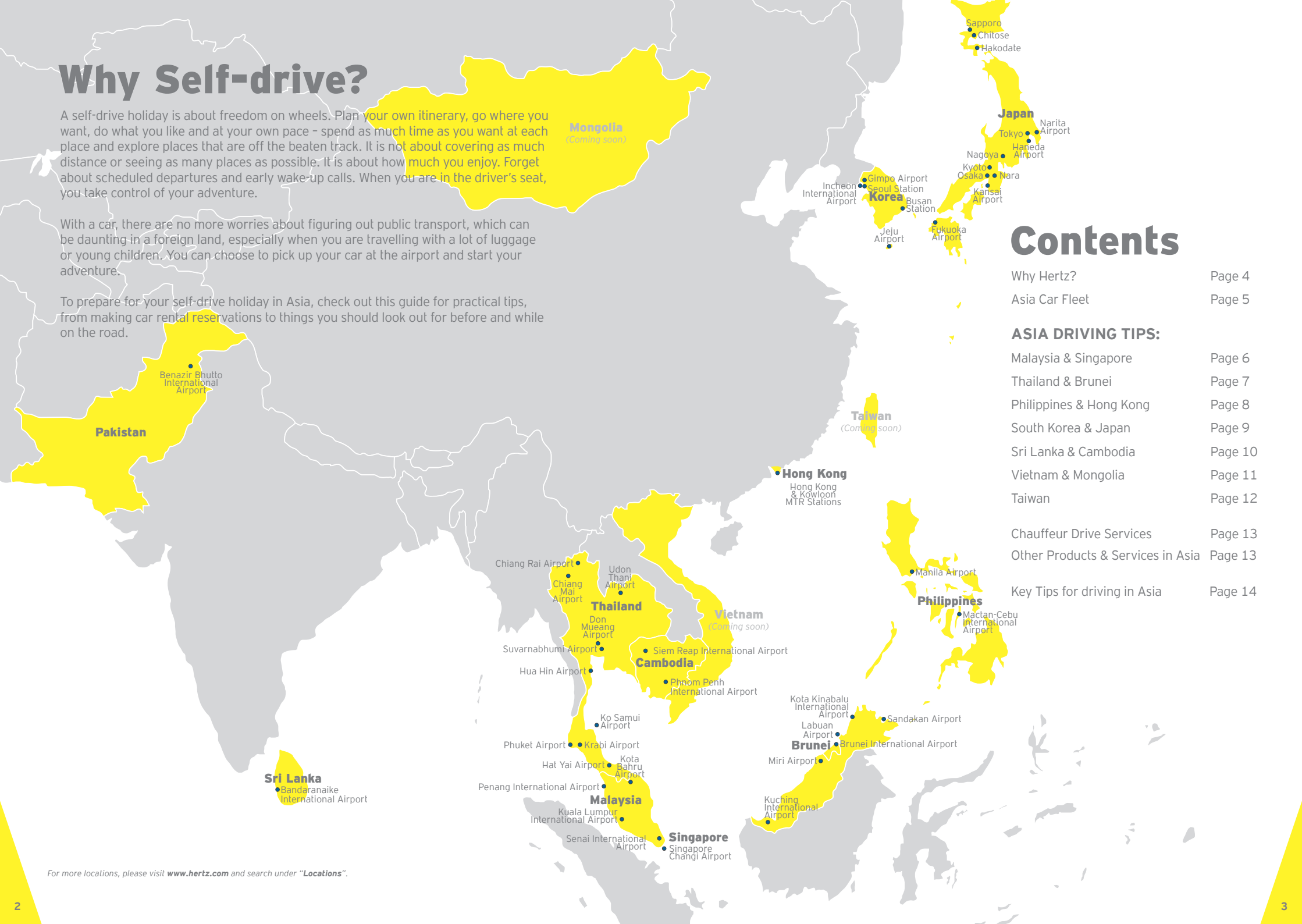


# Why Self-drive?

A self-drive holiday is about freedom on wheels. Plan your own itinerary, go where you want, do what you like and at your own pace - spend as much time as you want at each place and explore places that are off the beaten track. It is not about covering as much distance or seeing as many places as possible. It is about how much you enjoy. Forget about scheduled departures and early wake-up calls. When you are in the driver's seat, you take control of your adventure.

With a car, there are no more worries about figuring out public transport, which can be daunting in a foreign land, especially when you are travelling with a lot of luggage or young children. You can choose to pick up your car at the airport and start your adventure.

To prepare for your self-drive holiday in Asia, check out this guide for practical tips, from making car rental reservations to things you should look out for before and while on the road.



## Contents

Why Hertz?	Page 4
Asia Car Fleet	Page 5
<b>ASIA DRIVING TIPS:</b>	
Malaysia & Singapore	Page 6
Thailand & Brunei	Page 7
Philippines & Hong Kong	Page 8
South Korea & Japan	Page 9
Sri Lanka & Cambodia	Page 10
Vietnam & Mongolia	Page 11
Taiwan	Page 12
Chauffeur Drive Services	Page 13
Other Products & Services in Asia	Page 13
Key Tips for driving in Asia	Page 14

# Why Hertz?



**No Cancellation Charge** - Post pay only at counter pickup.



**Young Fleet** - With low mileage and reliable performance, our range of latest model cars will make every journey a smooth and safe one.



**Wide range of cars** - Choose from a wide fleet of modern cars from sedans to MPVs, SUVs and Luxury vehicles to suit your every need.



**Earn Mileage Reward** - Earn Frequent Flyer Miles with over 70 airlines worldwide for every qualifying rental.



**Rent-It-Here, Leave-It-There** - With a strong network, you can enjoy the convenience, flexibility and freedom to rent a car from one location and return it at another **within the same country**, except for rentals from Singapore to Malaysia.

# Asia Car Fleet



**Pakistan**  
• Toyota Corolla  
• Honda



**Sri Lanka**  
• Toyota Camry  
• Toyota Avanza



**Malaysia**  
• Honda City  
• Hyundai Starex MPV  
• Hyundai i10



**Thailand**  
• Toyota Vios  
• Honda Jazz  
• Honda CR-V  
**Cambodia**  
• BMW 5 Series  
• BMW 7 Series



**Singapore**  
• Toyota Camry  
• BMW 3 or 5 series  
• Ford S-Max



**Hong Kong**  
• Honda Jazz  
• BMW 5 Series  
• Toyota Previa



**Philippines**  
• Honda Civic  
• Toyota Fortuner  
• Nissan Urvan



**Brunei**  
• Toyota Vios  
• Toyota Fortuner  
• Toyota Camry



**Japan**  
• Toyota Prius  
• Toyota Camry  
• Toyota Estima



**South Korea**  
• Hyundai Avante  
• Hyundai Grandeur  
• Kia Carnival



Petronas Twin Towers

- Penang
- Cameron Highlands
- Kuala Lumpur
- Malacca

Singapore



Crystal Beaches



Malacca

# MALAYSIA

- Cars drive on the left side of the road.
- On highways, as most toll booths are cashless, the most convenient way to pay is with the Touch 'n' go card that can be purchased and refilled at any gas station.
- Give way to faster moving vehicles by moving to the left lane to allow them to overtake.
- Look out for Rest & Relax (R&R) for toilet and food pit stops.
- Most signs are in English.

- Watch out for motorcyclists and big vehicles like trucks and buses.
- Traffic jams in city centres normally happens during morning and evening peak hours. Hence, plan your route accordingly.
- Have a reliable navigating app to accompany your GPS so that you can choose your preferred route to the destination, especially in KL, where new roads are constantly being built.

## POPULAR DESTINATIONS:

- Penang
- Kuala Lumpur and beyond (Malacca & Cameron Highlands)
- Kota Kinabalu to Kudasang, Ranau and Manukan Island
- Sandakan Sepilok Orang Utan Center and Gomantong Caves

- Kota Kinabalu
- Kudasang
- Ranau

# SINGAPORE

- Cars drive on the left side of the road.
- Ensure that your petrol tank is ¾ full when entering Malaysia to prevent getting fined. Fill your tank for less in Malaysian Ringgit before returning to Singapore.
- Expressways in Singapore are named. Road signs abbreviate the full name of the expressway into three representative letters, such as the PIE for Pan Island Expressway.
- Headlights must be turned on between 19:00 & 07:00.

## POPULAR DESTINATIONS:

- Singapore into Malaysia (Johor to Malacca)
- Landmarks within Singapore (e.g. Gardens by the Bay, Marina Bay Sands, Sentosa, Orchard Road and Chinatown)

- Speed detection cameras are installed on major roads and expressways.
- Take note of Bus Lanes, usually with unbroken yellow and sometimes, red lines.
- Ensure you have a CashCard with sufficient value inserted into the In-Vehicle Unit (IU) as there are Electronic Road Pricing (ERP) gantries placed over the road at designated locations, especially on expressways.

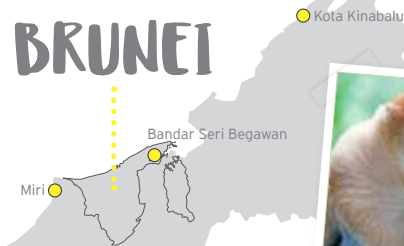


Chinatown



Gardens By The Bay

# BRUNEI



Proboscis Monkey



Mountains of Brunei



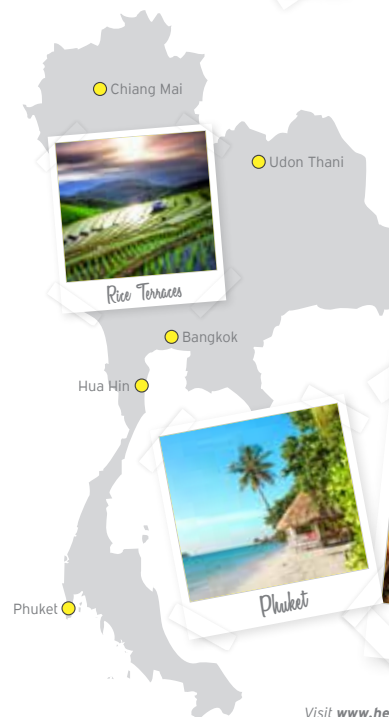
Sultan Omar Ali Saifuddin Mosque

- Cars drive on the left side of the road.
- Police on motorbikes will expect you to pull right off the road to allow the Sultan or members of the Royal Family cavalcade to proceed.
- Always park your car on the correct side of the road, in the direction of the traffic flow.
- It is compulsory to apply for an International Driving Permit (IDP) if you are a foreigner, before arriving in Brunei.
- You can drive into Brunei from Sarawak, Malaysia. Note that the border checkpoint opens at 06:00 and closes at 12:00 (midnight) daily.
- There is one "motorway", from Bandar Seri Begawan (the capital) along the coast. It devolves into dual and then single carriageway but is suitable for all vehicles, right through to Kuala Belait and the toll bridge to Malaysia/Sarawak.


## POPULAR DESTINATIONS:

- Borneo Road Trip: Miri, Malaysia to Bandar Seri Begawan, Brunei, to Kota Kinabalu, Malaysia

# THAILAND



Rice Terraces



Phuket



Bangkok

- Cars drive on the left side of the road.
- Factor in more time when driving in the cities as traffic tends to be heavier with motorcycles, cars, trucks, buses and tuk-tuks.
- Choose a 4 wheel drive (4WD) vehicle if you are driving into National Parks.
- Most of the road signs are spelt out in English.
- Please check if you need to apply for an International Driving Permit (IDP) if you are a foreigner, before arriving in Thailand.
- Be aware and vigilant as overtaking is common.
- Look out for large trucks in front of you while driving on the highways. If they turn on their left indicator, it is safe to overtake. Otherwise, the right indicator means it is not safe.

## POPULAR DESTINATIONS:

- Bangkok and beyond towards Chang Mai
- Phuket and Krabi
- Hua Hin
- Udon Thani

# PHILIPPINES





- Cars drive on the right side of the road.
- If your license is not in English, you will need to have an official English translation from the local embassy of your country.
- An extensive road network covers almost the entire nation, but road quality varies and congestion is common, especially in major cities in Metro Manila.
- There are 2 major expressways leading to the northern and southern part of the biggest island, Luzon. Cash is the preferred mode of payment.
- Watch out for roads with large potholes or roads under repair, especially at night.

- Be aware of the weather conditions before setting off as the climate is tropical and frequented by monsoons.
- There are also some vehicle types which are common only to the Philippines, typically the Jeepneys, which is a small bus built by significantly lengthening a jeep and is normally customised with numerous accessories and paint.
- All worded traffic signs are in English.

## POPULAR DESTINATIONS:

- Cebu and surrounds
- Out of Metro Manila towards Luzon



# HONG KONG

- Cars drive on the left side of the road.
- Road signs are both in English and Chinese.
- To get real-time information on traffic conditions on the major routes, you should check on live traffic road conditions online or from mobile phone apps such as *Hong Kong Drivers*.
- There are no tolls for the usage of all major roads in Hong Kong, except for some tunnels and bridges.
- It is important to be aware of the speed limit of the road you are travelling on, as there are high penalties in place for exceeding it.
- Ensure you have an "Octopus Card" as all car parks only accept this card for payment.

## POPULAR DESTINATIONS:

- Landmarks within Hong Kong such as The Peak, Sai Kung and Stanley Bay.



Sai Kung

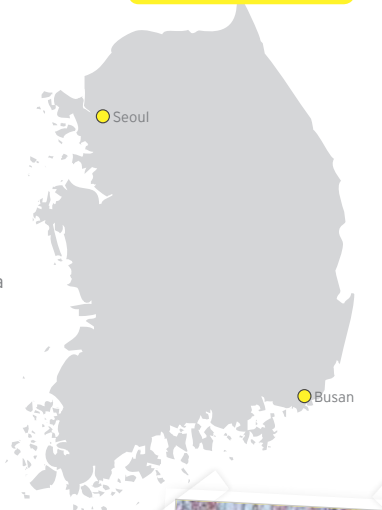
Kowloon Island

Hong Kong Island

Stanley Bay

Lantau Island


# SOUTH KOREA



- Cars drive on the right side of the road.
- It is compulsory to apply for an International Driving Permit (IDP) if you are a foreigner, before arriving in South Korea.
- Having a GPS is important (you can request for an English version) for navigation. You will need to input the last 7 digits of your destination's telephone number.
- Road signs directing you to upcoming exits and other routes are written in both English and Korean.
- Highway tolls accept cash. Hence, have some cash available with you before starting your journey.
- Watch your speed especially on expressways as there are many speed cameras installed.
- The cities are connected via an extensive network of toll expressways. Plan your route in advance as the distance between each exit is relatively far.

## POPULAR DESTINATIONS:


- Jeju Island
- Seoul to Busan



Jeju Island


# JAPAN

- Cars drive on the left side of the road.
- Most signs on major roads are in English and Japanese.
- If you are frequenting the highways, remember to request for ETC (Electronic Toll Collection) to pay your toll charges automatically instead of cash.
- It is compulsory to apply for an International Driving Permit (IDP) if you are a foreigner, before arriving in Japan.
- Having a GPS is important (you can request for an English version). Always double check the telephone number of your intended destinations.
- Watch out for narrow, single-lanes meant for two-way traffic.
- Ensure your car is equipped with snow tires when renting a car in snowy regions during winter months.



## POPULAR DESTINATIONS:

- Hokkaido
- Shizuoka to Osaka to Kyoto



Hokkaido

Kyoto

Shizuoka

Osaka

## ASIA DRIVING TIPS



• Cars drive on the left side of the road. Most of the roads are two-lane roads, with one lane for each direction separated using a white line.



• You will need an International Driving Permit and a Sri Lankan recognition permit to drive in Sri Lanka. The Sri Lankan recognition permit can be obtained on the spot from the Automobile Association (AA) office in Colombo.



• There are four-lane and six-lane roads in Colombo suburbs and other major cities such as Kandy and Galle.



Beach in Sri Lanka



Ramboda Waterfalls



• Be aware of pedestrians, bikes, cars, buses, trucks, cows and goats and drive cautiously on the Highlands.



• It is important to equip yourself with GPS and a good Sri Lanka map.

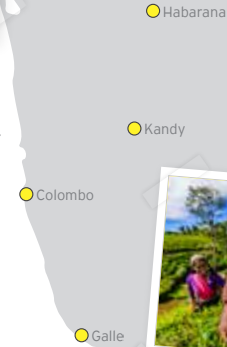


• Always wear a seatbelt and make sure you are insured.

### POPULAR DESTINATIONS:

- Colombo to Habarana to Kandy to Galle.
- Pinnawala Elephant Orphanage and Dambulla

## SRI LANKA

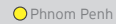


Tea Plantation

## CAMBODIA



Angkor Wat



Sihanoukville



Inside the Angkor Wat



• Cars drive on the right side of the road.



• Cambodian driver's license is required for driving in Cambodia. Holders of International Driving Permits can apply for one at USD25.



• Self-drive is a great experience around the temples of Angkor Wat.



• Buses always have right of way and at the bus stops, all drivers must slow down and stop if it is necessary to allow the buses to move in or out.



• Give way to police vehicles, military vehicles, military police vehicles, fire engines, and ambulances if they use their horns or sirens and special flashing lights.



• Vehicles may be parked along roads on the right hand side in the same direction as traffic flows.

### POPULAR DESTINATIONS:

- Siem Reap to Angkor Wat
- Cambodian coast drive - Phnom Penh to Sihanoukville to Koh Kong

## MONGOLIA COMING SOON



• Cars drive on the right side of the road.



• It is advisable to rent a 4 Wheel Drive (4WD) if you are driving out of Ulaanbaatar and major cities such as Khara Khorum town, Erdenet town, Terej National park, Darkhan town and Zuummod town.



• It is important to equip yourself with a GPS to get coordinates, a map with the coordinates of your main target points and a compass. Prepare your navigation in detail and use Google maps in satellite mode.



• Familiarise yourself with local law.



• Ensure your car is well-equipped for snow as it may snow from mid-September.



• Wear seat belts where possible and avoid driving at night.




• Land is vast, hence it is encouraged to travel in a group of 2 or more vehicles so that in case things go wrong, you have a backup.

### POPULAR DESTINATIONS:

- Ulaanbaatar to Gobi desert



Mongolian Yurts



Mongolian Wilderness



Camels in the Gobi Desert

## VIETNAM COMING SOON



• Cars drive on the right side of the road.



• Foreigners are permitted to drive in Vietnam with an International Drivers' Permit (IDP). You should also ensure you have third-party insurance as required by Vietnamese law.



• Renting a car with a driver gives you the chance to design a tailor-made tour.



• Roads throughout Vietnam are designated by numbers, and the main north-to-south route is Highway 1 connecting Hanoi with Ho Chi Minh City.



### POPULAR DESTINATIONS:

- Da Nang



Hai Van Pass



Hanoi



Terraced Rice Paddy



Da Nang City

**ASIA DRIVING TIPS**

**TAIWAN** **COMING SOON**



• Cars drive on the right side of the road.



• The freeways and main highways are well-signposted with destinations written in roman letters as well as Chinese characters.



• It is compulsory to apply for an International Driving Permit (IDP) if you are a foreigner, before arriving in Taiwan.



• Look out for scooters as they are the most popular vehicle choice among the locals.



• Some main highways have tolls. Be sure to get in the correct lane at the tollbooths. The yellow lane is for cash, the blue lanes for toll tickets.



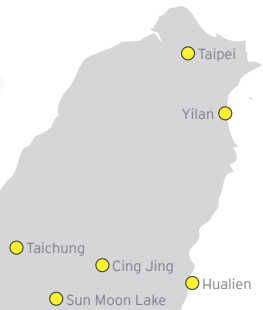
• Start your journey early to avoid traffic jams, especially during Chinese New Year which falls between January to February every year.

**POPULAR DESTINATIONS:**


- Taipei to Tai Chung to Sun Moon Lake to Cing Jing
- Coastal drive from Taipei to Yilan to Hualien



Taipei



Sun Moon Lake



Hualien Coastal Drive

**Be driven**  
to your next  
experience.

**Book Hertz Chauffeur Drive Service, the ultimate in luxury service for all occasions.**

Make the most of every moment on your journey when you book Hertz Chauffeur Drive Service. Take the back seat and let our professional chauffeur ferry you to wherever you want to go. No more worries about traffic congestion or parking, our Chauffeur Drive Service will get you to your destination relaxed and on-time.

We also provide Chauffeur Drive Services at your disposal, taking you from wherever you are to your final destination, be it straight to your hotel, your next meeting, your favorite restaurant or to the course for a round of golf. So when you need to be driven, book a high quality Hertz vehicle and our chauffeur will be on your doorstep at the appointed time.



**The Hertz Difference**


- Professionally groomed English-speaking chauffeur who will meet and escort you to the car without hassle.
- High Quality luxury air-conditioned and non-smoking vehicles.
- Flexible rental packages consist of airport/hotel transfers, Point-A-to-B transfers, hourly rentals and full day 8 hours rental.
- Rates include petrol, insurance, parking fees and driver.

**Hertz Chauffeur Drive and Airport Transfer Services**

are available in:

- Brunei
- China
- Hong Kong
- India
- Japan
- Malaysia
- Pakistan
- Philippines
- Singapore
- South Korea
- Thailand
- Sri Lanka
- Cambodia

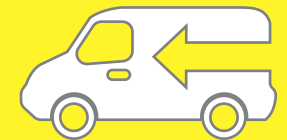
**Other Products & Services in Asia**



Self-Drive



Leasing



Mobility for Conference/Events



# Key Tips for driving in Asia

Driving in Asia should be a safe and enjoyable experience. If you have never driven in Asia before, you should become familiar with the rules of the roads. For more information, please contact our local reservation centre.



### Plan your journey and stay rested

Plan to drive for only 1 - 2 hours at a time. Driving in some Asian countries can often take longer than expected due to winding roads. Ensure you have enough fuel before departing as the next petrol station could be several hundred kilometres away.



### Always wear your seatbelt

Each passenger in your vehicle must wear a seatbelt. Children must be secured in an approved child seat. Do check with the local reservation centre if child seats are available to rent if you don't have your own.



### Traffic lights and STOP signs

Always stop at red traffic lights and STOP signs. Take note of the country's STOP sign as some may not have it in English.



### Roadside sign instructions

Observe all road signs, directions and recommended speeds for bends and corners. Always check for oncoming traffic at intersections and bridges.



### Do not use your mobile phone while driving

It's illegal to use a mobile phone while driving. If you need to make a call, send a text message or check the GPS on your phone, please pull over into any rest area or safe place.



### Speed Limits

Keep at or below the speed limit. Some countries may have hidden cameras to enforce speed limit laws.



### International Driving Permit

Before arriving at the destination, please check if an International Driving Permit (IDP) is required. If so, please bring it along together with your valid driver's license.



### Do not drink and drive

Driving under the influence of alcohol or drugs is a crime and strictly enforced by police, with severe penalties for offenders.



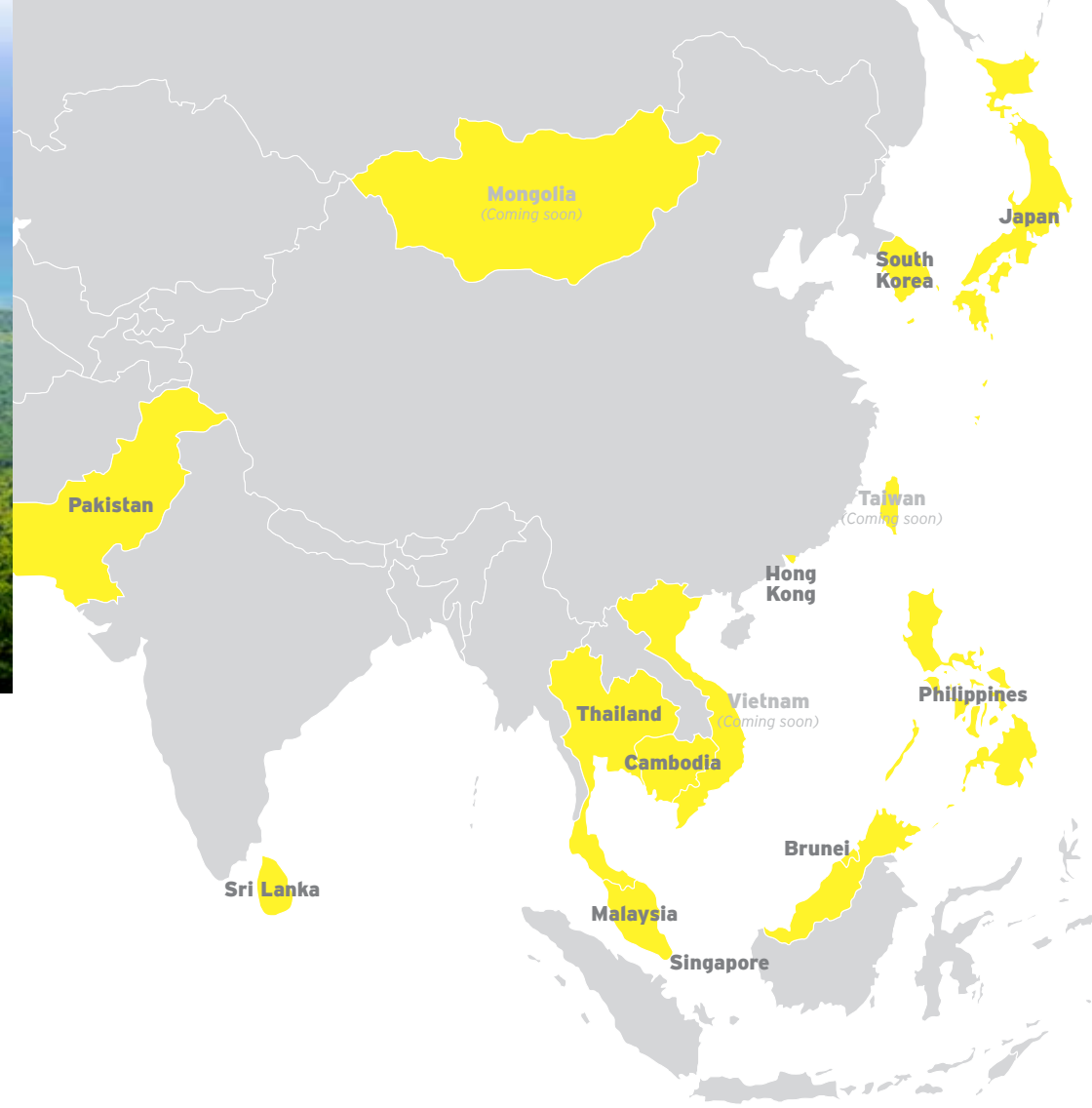
### Drive to the conditions

You'll need to reduce your speed and increase following distances of other vehicles if it's raining, icy, snowing, windy or if you're in a roadworks area. Ask a local person if in doubt.



### Overtaking

Overtake other vehicles only when it's safe and always use your indicators when maneuvering. Please use passing lanes if available, but do not exceed the speed limit.



Visit [www.hertz.com](http://www.hertz.com) and **HertzAsia** to book your car and find out the latest discounts.



# EASY WAYS to Book Hertz



hertz.com



Email



Call

## Domestic Rentals

<b>Brunei</b>	(673) 872 6000	hertz@brunet.bn
<b>China</b>	400 921 1138* / (86) 21 2226 1700	reschina@hertz.com
<b>Cambodia</b>	(855) 23 966 808	reserve@hertzcambodia.com
<b>Hong Kong</b>	(852) 2525 1313	reserve@hertz.com.hk
<b>India</b>	(91) 22 44 22 2222	ocr.booking@orixindia.com
<b>Japan</b>	0800 999 1406* / (81) 3 4540 0478	admin-jp@hertz.com
<b>Malaysia</b>	1800 883 086* / (60) 3 7966 7000	enquiry@hertz.simedarby.com
<b>Pakistan</b>	0800 43789* / (92) 800 43789	reservations@optimus.com.pk
<b>Philippines</b>	(63) 2 887 6651	reservations@hertzphilippines.com
<b>Singapore</b>	(65) 800 321 1455 / (65) 6734 4646	reservation.hertz@simedarby.com.sg
<b>South Korea</b>	(82) 2 797 8000	engreserve@lotte.net
<b>Sri Lanka</b>	(94) 11 2 369 333	hertzsrilanka@andrewstray.com
<b>Thailand</b>	(66) 2 266 4666	reserve@hertzthailand.com

\*Toll free numbers within the country only.

## Websites of Tourism Boards

**Brunei** [www.bruneitourism.travel](http://www.bruneitourism.travel)  
**Cambodia** [www.tourismcambodia.com](http://www.tourismcambodia.com)  
**Hong Kong** [www.discoverhongkong.com](http://www.discoverhongkong.com)  
**Japan** [www.jnto.go.jp](http://www.jnto.go.jp)

**Korea** [www.visitkorea.or.kr](http://www.visitkorea.or.kr)  
**Malaysia** [www.tourismmalaysia.gov.my](http://www.tourismmalaysia.gov.my)  
**Mongolia** [www.visitmongolia.com](http://www.visitmongolia.com)  
**Philippines** [www.tourism.gov.ph](http://www.tourism.gov.ph)  
**Singapore** [www.yoursingapore.com](http://www.yoursingapore.com)

**Sri Lanka** [www.srilanka.travel](http://www.srilanka.travel)  
**Taiwan** [www.taiwan.net.tw](http://www.taiwan.net.tw)  
**Thailand** [www.tourismthailand.org](http://www.tourismthailand.org)  
**Vietnam** [www.vietnamtourism.com](http://www.vietnamtourism.com)

## 6 Key Information Required for Self-Drive Reservations

- 1 Name of renter
- 2 Pick up location date / time
- 3 Return location date / time
- 4 Vehicle group (Choose from [www.hertz.com/cars](http://www.hertz.com/cars))
- 5 Flight details (mandatory for pickup at the airport)
- 6 Request for accessories such as GPS and child seat

# Hertz®