



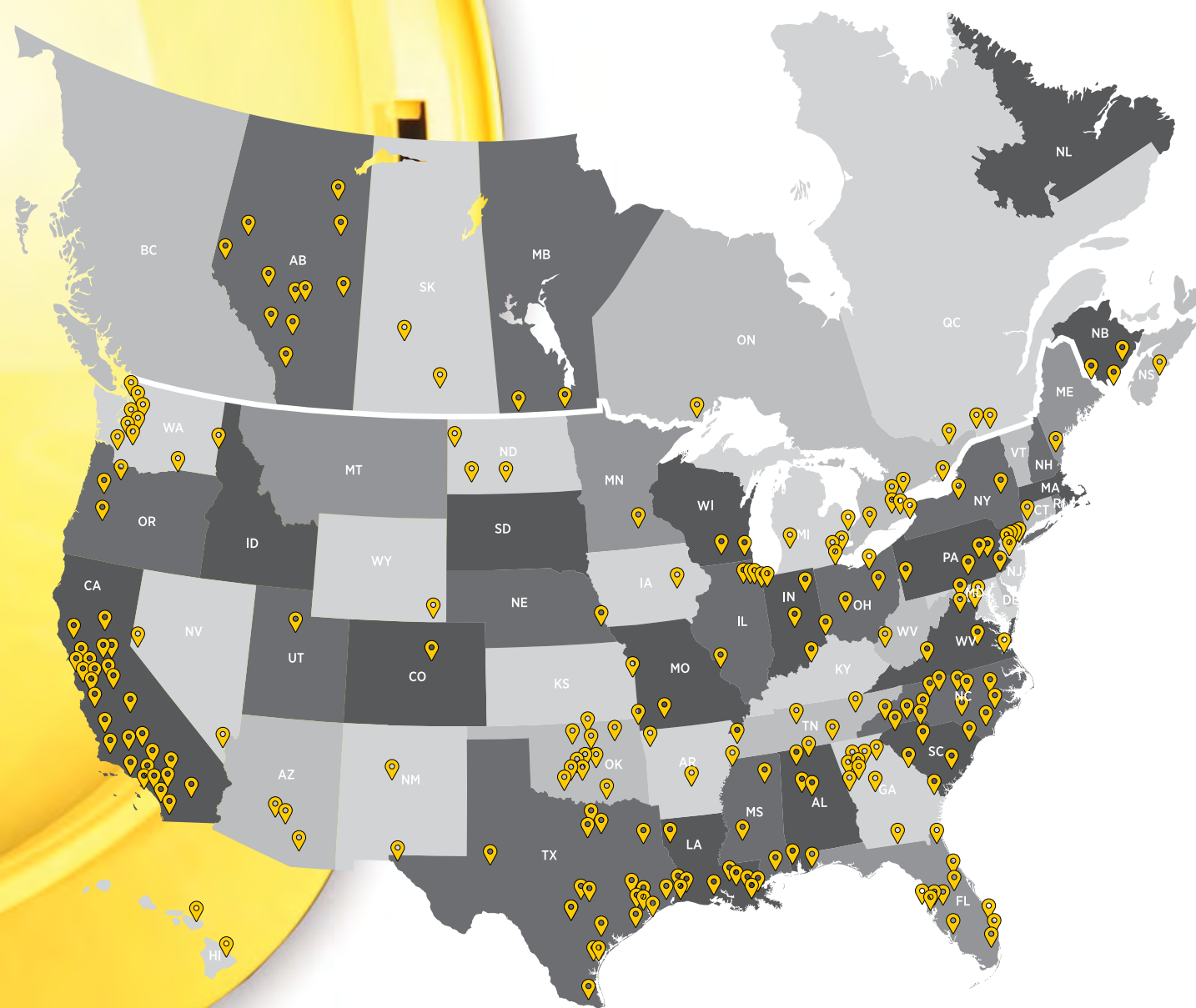
//2016 ProContractor Tools

Solutions Guide for the Professional Contractor

HercRentals™

// Herc Rentals™ (formerly Hertz Equipment Rental Corporation) is a premier full-line equipment rental company – providing our customers the equipment solutions and services they need to achieve optimal performance safely, confidently and cost-effectively.

With more than 50 years of equipment-rental expertise, approximately 4500 employees, and more than 280 branches and franchise locations around the world, Herc Rentals is a leader in all of the key markets it serves, including transportation; industrial & manufacturing; oil & gas; government & municipalities; construction, mining, & energy; remediation & restoration; emergency response; facilities; MRO; entertainment; and ground care. For more information visit HercRentals.com.



CONTENTS

AIR COMPRESSORS//	5
AIR TOOLS//	9
CLIMATE CONTROL//	13
COMPACTION//	21
CONCRETE & MASONRY//	27
ELECTRIC & DEMOLITION TOOLS//	37
FLOOR & SURFACE PREP//	43
LAWN & GARDEN//	53
LIGHTING//	63
MATERIAL HANDLING//	65
PLUMBING//	69
PORTABLE POWER//	73
PRESSURE WASHERS//	75
PUMPS//	79
TRAILERS//	83
CREDIT APPLICATION//	87
GENERAL INDEX//	89

OPERATING HOURS AND CONTACT INFORMATION

We're open Monday through Friday from 7:00 a.m. to 5:00 p.m. with 24/7 after-hours emergency service available. Check your local branch for evening and weekend hours. To find the branch near you, call 888-777-2700 or visit [HercRentals.com](https://www.hercrentals.com). A knowledgeable member of the Herc Rentals team will assist you with quotes and rental reservations.

//SAFETY FIRST

Safe operation of our rental equipment is a top priority. SAFETY FIRST. SAFETY ALWAYS.

We offer Equipment Safe Operation Training with top-notch instructors for many of the equipment categories we rent. All courses include hands-on practical training and evaluation. Upon successful course completion, you'll be issued a wallet card and certificate for the following operator certification courses:

- Aerial (Scissor, Boom, Manually Propelled AWP)
- Forklift Class I, IV, V
- Variable Reach & Straight Mast Forklift Class VII

Training is available at your local branch or we can come to your job site

//RENTAL TERMS

Herc Rentals provides daily, weekly, monthly and long-term rentals. Acceptable forms of payment are checks and major credit cards, or if you're a frequent customer, we invite you to open a commercial account with us.

Please note: two forms of identification are required from all customers that do not have a commercial account, preferably a valid driver's license and a major credit card.

For your convenience, a credit application can be found on page 87, or you can complete one online at [HercRentals.com](https://www.hercrentals.com). Once completed, you can drop your application off at your local branch, e-mail it to herc_credit@hertz.com or e-fax it to us at 405-979-3940.

//TRANSPORTATION SERVICES

Herc Rentals has one of the largest equipment delivery and service fleets in North America. Utilizing our special delivery fleet, we ensure your equipment arrives safely and on time.

//RENTAL PROTECTION PLAN (RPP)

Herc Rentals provides peace of mind with RPP covering accidental damage or theft of equipment during the rental period. It can also be used to supplement your Certificate of Insurance (COI). Herc Rentals will limit your liability to a deductible of \$500 per item or 10% of the repair cost, whichever is less.

//REFUELING AND CLEANING SERVICES

All equipment is delivered clean and with a full tank of fuel, and if returned in the same condition, no charges apply. For your convenience upon return, we offer cleaning and refueling services.

REFUELING: Customer must refuel to starting level prior to return; or, refuel upon return. Fees will be based on gallons used. Refueling rates include costs for fuel tanks, maintenance and labor.

CLEANING: Equipment must be cleaned prior to return; if not returned clean, fees will be assessed to bring equipment to rental-ready condition. Cleaning rates include costs for labor and materials.

AIR COMPRESSORS

// NO POWER MEANS NO PROGRESS ON THE JOB. SO, MAKE SURE YOUR AIR TOOLS ARE POWERED UP WITH AIR COMPRESSORS, THE RELIABLE POWER SOURCES THAT WILL KEEP YOUR PROJECT MOVING TOWARDS COMPLETION. THESE COMPRESSORS DELIVER THE PSI YOU NEED TO MAXIMIZE THE CFM RATING FOR EVERY DRILL, HAMMER, DIGGER AND OTHER ON-SITE AIR TOOLS. AVAILABLE IN ELECTRIC OR GAS OPTIONS, WE HAVE AIR COMPRESSORS THAT CAN EASILY MOVE AROUND TO GIVE YOU THE EFFICIENT, DURABLE POWER SOURCE YOU NEED.

AIR COMPRESSORS





PORTABLE AIR COMPRESSORS are perfect for powering your small air tools. These easy-to-use compressors include regulators and gauges for tank and outlet pressure along with braided stainless-steel discharge hoses. Available in either gas or electric configurations.



Mi-T-M // AM1-HE02-05M



Mi-T-M // AM1-PH65-08M



Mi-T-M // AM1-PE15-08M

MAKE	MODEL	CFM	HP/MOTOR	VOLTAGE	LENGTH/WIDTH/HEIGHT	WEIGHT	CAT-CLASS
Mi-T-M	AM1-HE02-05M	4.2@90psi	2.0hp/Elec	120V	20.5" x 15.5" x 17.5"	61 lbs.	140-1020
Mi-T-M	AM1-PH65-08M	13.9@90psi	196cc Honda OHV	N/A	44.5" x 18.5" x 27"	175 lbs.	140-1100
Mi-T-M	AM1-PE15-08M	7.3@90psi	1.5hp/Elec	120V	44.5" x 18.5" x 25"	170 lbs.	140-1040



Doosan // P185WDO-T4F



Doosan // P250/HP185WDOZ-T4F



Doosan // P425/HP375

MAKE	MODEL	CFM	HP/MOTOR	LENGTH/WIDTH/HEIGHT	WEIGHT	CAT-CLASS
Doosan	P185WDO-T4F	185cfm @100 psi	49 HP/DSL	137.6" x 68.5" x 66"	2,447 lbs.	140-1260
Doosan	P250/HP185WDOZ-T4F	250cfm @100 psi	74 HP/DSL	142.5" x 68.5" x 67"	3,148 lbs.	140-1300
Doosan	P425/HP375	@125psi-375cfm @150 psi	104 HP	152" x 78" x 70"	5,030 lbs.	140-1360



AIR TOOLS

// CRACK. BREAK. BUST. CHIP. POWER THROUGH WHAT YOU NEED TO DO WITH POWERFUL AIR TOOLS. WHETHER YOU'RE DRILLING THROUGH ROCKS, BREAKING UP PAVEMENT OR BUSTING RIVETS ON YOUR NEXT DEMO JOB, THESE STRONG, RUGGED TOOLS USE COMPRESSED AIR TO HELP YOU HANDLE YOUR TOUGHEST TASKS. WE HAVE A SELECTION OF MODELS ACROSS MULTIPLE CATEGORIES, SO YOU CAN REST ASSURED WE HAVE THE RIGHT TOOLS FOR YOUR PROJECT.



HAMMERS, BUSTERS, DIGGERS AND TAMPERS deliver powerful demolition and compaction features in reliable, durable air tools. We have the variety of sizes, strokes, weights and BPM to meet your needs.



CHIPPING HAMMER
APT // 264H / 18671

RIVET BUSTER
APT // M133 / 5216



CLAY DIGGER
APT // M118 / 5201



BACKFILL TAMPER
APT // M131 / 5214



Three styles of butts available:
6" dia.; 3" dia.; Half moon shaped



MAKE	MODEL	CHUCK SIZE	BORE DIAMETER	STROKE	BPM	CFM@90PSI	WEIGHT	LENGTH	AIR INLET SIZE	CAT-CLASS
APT	264H / 18671	.580 Hex	1-1/8"	4"	1375	34-36	15 lbs.	15-9/16"	NA	120-1520
APT	M133 / 5216	NA	1-3/16"	8"	1140	42-46	30 lbs.	22-1/2"	1/2 Female NPT	120-2030
APT	M118 / 5201	7/8 x 3-1/4	1-3/4"	3-3/8"	1850	34-38	31 lbs.	22-1/2"	3/8 Male NPT	120-1710
MAKE	MODEL	BUTT TYPE	BORE DIAMETER	STROKE	BPM	CFM@90PSI	WEIGHT	LENGTH	AIR INLET SIZE	CAT-CLASS
APT	M131 / 5214	6" Round	1-1/2"	5-1/2"	670	38-42	39 lbs.	51-7/8"	1/2 Female NPT	150-1740



PAVING BREAKERS are durable, heavy-duty hammers that can be used for medium to heavy demolition work on concrete floors, pavement, masonry walls, bridge decks and more.



APT // M160



APT // M190



ROCK DRILLS are made to drill holes for anchor bolts and dowel hole drilling. They can also be used for drilling through granite and hard faced rock, quarry drilling as well for secondary holes for blasting. Our selection is versatile for general construction use, utility work and plant maintenance.



APT // M115



APT // M137



APT // M155

MAKE	MODEL	CHUCK SIZE	BORE DIAMETER	STROKE	BPM	CFM@90PSI	WEIGHT	LENGTH	AIR INLET SIZE	CAT-CLASS
APT	5235 / M160	1-1/8" x 6"	2-1/4"	4-1/8"	1680	60-65	68 lbs.	25-3/4"	1/2 Male NPT	120-1640
APT	5239 / M190	1-1/8" x 6"	2-5/8"	6-1/8"	1350	75-80	91 lbs.	29"	3/4 Male NPT	120-1660
APT	M115	7/8" x 3-1/4"	1-15/16"	1-3/8"	2900	32-36	19 lbs.	18-3/8"	3/8 Male NP	120-1760
APT	M137	7/8" x 3-1/4"	2-3/8"	2-5/8"	2300	85-90	38 lbs.	19-3/4"	1/2 Male NP	120-1780
APT	M155	7/8" x 3-1/4"	2-5/8"	3"	2100	110-120	61 lbs.	22-3/8"	3/4 Male NP	120-1820

AIR TOOLS



POST DRIVERS are perfect for driving t-posts, tent and grape stakes, chain-link, delineator and fence posts for your project. These rugged drivers will handle your toughest jobs quickly and efficiently.



Rhino // PDT-55



Now in gas, see page 57

Comes as shown with transport kit

MAKE	MODEL	CFM@90 PSI	MASTER CHUCK	WEIGHT	CAT-CLASS
Rhino	PDT-55	42	3-7/8" ID	54.6 lbs.	115-2600

NAILERS are perfect for roofing, siding, framing, flooring and more. We have air pressure and gas-powered stick and coil-style nailers that offer multiple gauge and degree options to fit your job.



Bostitch // N80CB-1ML



Bostitch // FN1664K



Bostitch // BTFP12569

MAKE	MODEL	MAGAZINE CAPACITY	TOOL HEIGHT	TOOL LENGTH	TOOL WEIGHT	CAT-CLASS
Bostitch	N80CB-1ML	300	13.2"	12"	8.5 lbs.	100-5620
Bostitch	FN1664K	100	11.375"	11.875"	3.9 lbs.	100-5630
Bostitch	BTFP12569	100	8.25"	10.13"	2.9 lbs.	100-5210

CLIMATE CONTROL

// CLEAR THE AIR. HEAT IT UP. COOL IT DOWN. DRY IT OUT. WITH OUR CLIMATE CONTROL OPTIONS, YOU CAN DO ALL THAT AND MORE. KEEP AIR MOVING TO KEEP YOU COOL. REMOVE MOISTURE FASTER TO REDUCE DOWNTIME. REDUCE DUST, PARTICLES, GASES AND MORE, SO YOU CAN HAVE SAFER, CLEANER AIR TO BREATHE. WE'LL HELP YOU KEEP YOUR JOB SITE COMFORTABLE SO YOU CAN KEEP WORKING IN JUST ABOUT ANY CLIMATE.





DEHUMIDIFIERS move large amounts of water and moisture to help repair water damage during flood and restoration work. They can also help prevent mold and, for commercial businesses, protect from water and moisture damage.



Dri-Eaz // 4000i



Dri-Eaz // 7000XLI



Dri-Eaz // Revolution LGR

MAKE	MODEL	TYPE REACTIVATION	AIR VOLUME	MOISTURE REMOVAL	HEIGHT/WIDTH/LENGTH	WEIGHT	CAT-CLASS	
Dri-Eaz	4000i	Electric	395	14.8 gal/day	34" x 22" x 21"	95 lbs.	719-2060	
MAKE	MODEL	MOISTURE REMOVAL (MAX)	MOISTURE REMOVAL (AT AHAM)	CFM RATING	AMP RATING	HEIGHT/WIDTH/LENGTH	WEIGHT	CAT-CLASS
Dri-Eaz	7000XLI	29.3 gal/day	16.2 gal/day	325	8.3	20" x 20" x 33.5"	107 lbs.	719-2040
MAKE	MODEL	MOISTURE REMOVAL (MAX)	MOISTURE REMOVAL (AT AHAM)	CFM RATING	AMP RATING	HEIGHT/WIDTH/LENGTH	WEIGHT	CAT-CLASS
Dri-Eaz	Revolution LGR	10.1 gal/day	8 gal/day	121-180	6.2	22" x 18" x 13"	65 lbs.	719-2020



AIR MOVERS are an important part of drying, especially in water damage restoration. By evaporating moisture from materials up into the air, when combined with dehumidifiers and other equipment air movers contribute to the complete drying system.

Dri-Eaz // Ace TurboDryer



Dri-Eaz // Velo Airmover

MAKE	MODEL	CFM	AMPS	HEIGHT/WIDTH/LENGTH	WEIGHT	CAT-CLASS
Dri-Eaz	Ace TurboDryer	2000	1.5	24" x 20.3" x 19"	33 lbs.	700-1140
Dri-Eaz	Velo Airmover	885	1.9	9" x 18" x 24"	21 lbs.	700-1140



HEPA AIR SCRUBBERS

remove particles, gases and chemicals from the air. These portable filtration systems remove contaminants through a series of filters. These are vital on restoration jobs where mold, dust, asbestos, lead and chemical fumes become airborne during the restoration process.



Phoenix // Guardian



Dri-Eaz // DefendAir HEPA 500

MAKE	MODEL	MAX CFM	FILTRATION	TYPICAL FILTRATION ARRANGEMENT	COVERAGE @ 5 ACH	POWER REQUIREMENTS	DUCT DIAMETER	WIDTH/HEIGHT/DEPTH	WEIGHT	CAT-CLASS
Phoenix	Guardian	1,400	3-stage	Polyester/Pleated/V-Bank HEPA	16,800 CF	110-120V / 12A	12/18"	25" x 39" x 25"	121 lbs.	700-1520

MAKE	MODEL	CFM	AMPS	HEIGHT/WIDTH/LENGTH	WEIGHT	CAT-CLASS
Dri-Eaz	DefendAir HEPA 500	250-500	3	24.6" x 26.2" x 18.2"	44 lbs.	700-1560

ZIPWALL® DUST BARRIERS are ideal for constructing indoor containment area enclosures to prevent the movement of airborne contaminants to other areas of a building.



MAKE	MODEL	CAT-CLASS
ZipWall	SLP4	925-2500



AIR EXTRACTION equipment provide high performance filtration of airborne contaminants in a wide range of applications, including restoration and mold abatement.




Americ // VAF3000-A



Miller // Filtair 130



Master // MB-P0813-DC25



Schaefer // VKM42-2-B-0



Portacool // PAC2K482S

MAKE	MODEL	CFM	VOLTAGE	FAN DIAMETER	WEIGHT	CAT-CLASS
Master	MB-P0813-DC25	930	1 Phase, 115V	8"	30 lbs.	700-1420
Americ	VAF3000-A	2793	1 Phase, 115V	12"	32.5 lbs.	700-1120

MAKE	MODEL	CFM	AMPS	FAN DIAMETER	WATER TANK CAPACITY	CAT-CLASS
Portacool	PAC2K482S	11000; 17000	1 Phase, 115V	48"	40	700-1640

MAKE	MODEL	CFM	FAN SIZE	POWER	CAT-CLASS
Schaefer	VKM42-2-B-0	16,600	42"	1 Phase, 115V	700-1040

MAKE	MODEL	VOLTAGE	LENGTH/WIDTH/HEIGHT	WEIGHT	CAT-CLASS
Miller	Filtair 130	1 Phase, 110V-120V	12" x 12" x 23"	46 lbs	550-4020



Phoenix // FireBird Compact 20



DeWalt // DXH165



DeWalt // DXH1000TS



DeWalt // DXH2000TS

MAKE	MODEL	CAPACITY	BTU	HEATING AREA*	CFM	VOLTAGE	PHASE	AMP RATING	WEIGHT	CAT-CLASS
Phoenix	Compact 20	5 kW - 20 kW	20,000	1200 sq. ft.	250	120V	1P	12A-48A	35 lbs.	715-0020
DeWalt	DXH165	1.6 kW	5,630	50 sq. ft.	135	115V	1P	13.5A	14 lbs.	715-0010
DeWalt	DXH1000TS	7 kW 10 kW	23,884 34,121	300 sq. ft. 500 sq. ft.	350	240V	1P	30A 50A	35 lbs.	715-0030
DeWalt	DXH2000TS	13 kW	44,357	800 sq. ft.	661	240V	1P	100A	45 lbs.	715-0050

*Heating area is an approximation based on an 8 ft ceiling, 40° temperature rise, and loosely sealed building.



INDIRECT FIRED HEATERS extend heat into wide areas to create comfortable work environments. Available in kerosene- or propane-fueled configurations, these are perfect to heat your job site, warehouse, workshop and more.

Mi-T-M // 400



Mi-T-M // 150



PORTABLE INDIRECT FIRED HEATERS are the mobile furnaces for your job site that create heat by forcing air over a heat exchanger that allows for the external exhaust of combustion products.*



Flagro // FVO-200



Flagro // FVO-400

MAKE	MODEL	TYPE	BTU	HEATING AREA*	CFM	FUEL TANK	CONSUMPTION	RUN TIME	VOLTAGE	WEIGHT	CAT-CLASS
Mi-T-M	MH-0400-0M10	Kerosene	400,000	9,000 sq. ft.	1,450/NA	24 gal.	3 gal/hr	8 hrs	120V	150 lbs.	715-0460
Mi-T-M	MH-0150-LMTO	Propane	150,000	3,800 sq. ft.	400	100 lbs.	6.9 gal/hr	18 hrs	120V	23 lbs.	715-0430
Flagro	FVO-200	Diesel/K1	200,000	4,700 sq. ft.	1,500/NA	23 gal.	1.5 gal/hr	1.5 gal/hr	115V	330 lbs.	715-0610
Flagro	FVO-400	Diesel/K1	390,000	10,000 sq. ft.	2,500/NA	42 gal.	2.75 gal/hr	14 hrs	115V	450 lbs.	715-0620

*Heating area is an approximation based on an 8 ft ceiling, 40° temperature rise, and loosely sealed building.

**Run time is calculated using onboard or 100 lb propane tank. Larger or additional tanks can be used for longer run times.



*** See Our Full Line ***
Heater Catalog

CLIMATE CONTROL

MOVINCOOL Nilfisk

SPOT COOLERS & HEAT PUMPS provide relief to large areas of your project site. These units are also customizable so you can use accessories like T-section drops to cool multiple areas simultaneously.

MovinCool // Climate Pro 12



MovinCool // Climate Pro 18



MovinCool // Office Pro 60



See Our Full Line
ProClimate Catalog

MAKE	MODEL	COOLING CAPACITY	HEATING CAPACITY	VOLTAGE	HEIGHT/WIDTH/LENGTH	WEIGHT	CAT-CLASS
MovinCool	Climate Pro 12	10,200 Btu/h	9,900 Btu/h	115V/15A, 1 Phase	44" x 21" x 27"	196 lbs.	718-1102
MovinCool	Climate Pro 18	14,600 Btu/h	13,700 Btu/h	115V/20A, 1 Phase	49" x 21" x 27"	214 lbs.	718-1102
MovinCool	Office Pro 60	60,000 Btu/h	N/A	208/230V, 1 Phase	65" x 30" x 52"	623 lbs.	718-1150

OZONE GENERATORS don't just mask odors, they eliminate them. So whether you're working on a restoration project and need to eliminate mold or you need to get rid of toxic paint fumes, ozone generators can clear the air and keep your project going.



Nilfisk/ALTO // Oasis Plus

MAKE	MODEL	TIMER	HEIGHT/WIDTH/LENGTH	WEIGHT	CAT-CLASS
Nilfisk	Oasis Plus	30 hours	8" x 7" x 22"	13 lbs.	700-1720

COMPACTION

// MAKE IT SMOOTH. MAKE IT EVEN. MAKE ALL OF YOUR LEVELING PROJECTS THE BEST THEY CAN BE WITH OUR COMPACTION TOOLS. WHETHER YOU'RE PREPPING THE BASE LAYER BEFORE YOU LAY A FOUNDATION OR COMPACTING BACKFILL IN A NARROW TRENCH, WE HAVE THE RIGHT TOOLS FOR YOU. OUR PLATE, JACK RAMMER AND ROLLER COMPACTORS DELIVER THE POWER, PERFORMANCE AND DURABILITY YOU NEED TO GET THE JOB DONE RIGHT AND ON TIME.



CLIMATE CONTROL

COMPACTION



SMALL PLATE VIBRATORY PLATE COMPACTORS are designed to work in tight spaces, even in extremely narrow trenches. They are perfect for compacting soil near curbs, gutters, around tanks, forms, columns, drainage ditches, gas/sewer lines and building construction sites.

Multiquip // MVC88VTHW



Wacker Neuson // WP1550AW

MAKE	MODEL	CENTRIFUGAL FORCE	BASE PLATE	FUEL	VIBRATION FREQUENCY	FWD/REV SPEED	WEIGHT	LENGTH/WIDTH/HEIGHT	CAT-CLASS
Wacker Neuson	WP1550AW	3,375	19.5" X 23"	Gasoline	6,000 VPM	0-100 FPM	194 lbs.	34.5" x 19.5" x 38"	150-1260
Multiquip	MVC88THW	3,372	20.7" x 19.7"	Gasoline	6,000 VPM	0-82 FPM	229 lbs.	41.75" x 19.5" x 37"	150-1260



JUMPING JACK RAMMERS compact soil in confined areas. These high-performance 4-cycle rammers pack lots of power and performance, thanks to long-shoe strokes, high-percussion rates, high-stroke energy and fast-advance travel speeds.

Wacker Neuson // BS60-4AS



Multiquip // MTX70HD



MAKE	MODEL	FUEL	IMPACT/FORCE	HP	SHOE SIZE (IN)	MAX BPM	MAX STROKE	WEIGHT	CAT-CLASS
Wacker Neuson	BS60-4AS	Gasoline	Not published by WNC	3.2	11" x 13"	690	3.1	158 lbs.	150-1080
Multiquip	MTX70HD	Gasoline	3,350 lbf	2.8	11.2" x 13.4"	690	3.1	165 lbs.	150-1080



REVERSIBLE VIBRATORY PLATE COMPACTORS are designed to compact frost coverings and bearing layers in streets, paths and parking lot construction of interlocking paving stones, trenches, landscape and backfilling buildings.

Multiquip // MVH308GH



Wacker Neuson // DPU655He



Wacker Neuson // BPU4045A



Multiquip // MVH150VGH

Multiquip // MVH408DZ



Wacker Neuson // BPU3050A



MAKE	MODEL	CENTRIFUGAL FORCE	BASE PLATE	FUEL	VIBRATION FREQUENCY	FWD/REV SPEED	WEIGHT	LENGTH/WIDTH/HEIGHT	CAT-CLASS
Multiquip	MVH308GH	10,116 lbf	34" x 18"	Gasoline	4,400 VPM	0-79 FPM	717 lbs.	61" x 24" x 48"	150-1520
Wacker Neuson	BPU4045A	8,992 lbf	35.4" x 17.7"	Gasoline	4,140 VPM	0-79 FPM	710 lbs.	30.7" x 59.5" x 41.7"	150-1520
Multiquip	MVH150VGH	6,070 lbf	27.6" x 16.9"	Gasoline	5,400 VPM	0-82 FPM	331 lbs.	48" x 16.9" x 46.9"	150-1460

MAKE	MODEL	CENTRIFUGAL FORCE	BASE PLATE	FUEL	VIBRATION FREQUENCY	FWD/REV SPEED	WEIGHT	LENGTH/WIDTH/HEIGHT	CAT-CLASS
Multiquip	MVH408DZ	12,365 lbf	35" x 20" - 35" x 26" w/extensions	Diesel	4,400 VPM	0-82 FPM	933 lbs.	62" x 26" x 48"	150-1560
Wacker Neuson	DPU655He	14,612 lbf	35" x 21.7"	Diesel	4,140 VPM	0-92 FPM	1,091 lbs.	30.7" x 59.5" x 41.7"	150-1580
Wacker Neuson	BPU3050A	6,750 lbf	35.4" x 17.7"	Gasoline	5,400 VPM	0-69 FPM	366 lbs.	30.1" x 22.4" x 51.4"	150-1460



DOUBLE DRUM VIBRATORY ROLLERS are designed to compact frost coverings and bearing layers in streets, paths, parking lot construction of interlocking paving stones, trenches, building landscape and backfill.

Multiquip // MRH800GS



Wacker Neuson // RD12A-90



Wacker Neuson // RD7A

MAKE	MODEL	DRUM WIDTH	DRUM TYPE	GRADE-ABILITY	CENTRIFUGAL FORCE	VIBRATION FREQUENCY	WORKING SPEED	LENGTH /WIDTH/ HEIGHT	WEIGHT	CAT-CLASS
Wacker Neuson	RD7A	25.6"	Smooth	40%	4,998 lbs. high/ 2,935 lbs. low	3,726 high/ 2,850 low	2.8 mph max forward	93.1" x 27.5" x 45.7"	1,512* lbs.	150-2020
Multiquip	MRH800GS	25.6"	Smooth	35%	5,283 lbs.	3,300 VPM	0-1.86 mph	105" x 27.2" x 41.7"	1,530 lbs.	150-2020
Wacker Neuson	RD12A-90	35.4"	Smooth	30%	3,400 lbs.	4,200 VPM	5.4 mph	72" x 41" x 91"	2,689** lbs.	150-2820

* Operating weight (water tank half full) ** Operating weight w/ ballast



CONCRETE & MASONRY

// SLABS. WALLS. TILES. BRICKS. CONCRETE, IN ANY FORM, TAKES PLENTY OF POWER AND PRECISION TO MAKE SURE IT'S STRONG ENOUGH AND SMOOTH ENOUGH FOR YOUR PROJECT. FROM MIXING TO DRILLING TO CUTTING, OUR WIDE VARIETY OF CONCRETE TOOLS CAN MAKE SURE YOU GET THE JOB DONE RIGHT. BECAUSE WHEN IT COMES TO WORKING WITH CONCRETE, GETTING IT RIGHT THE FIRST TIME IS THE ONLY THING THAT MATTERS.



CONCRETE, MORTAR AND MULTI-USE MIXERS deliver the power and performance you need to combine small or large aggregate mixes for your concrete and masonry projects. Thanks to the polyethylene drums, cleaning dried concrete takes just a few taps with a rubber mallet



Multiquip // MC3PEA



Multiquip // MC94PH8



IMER USA // Mini Mix 60



IMER USA // Mortarman 120 Plus



Multiquip // WM90PH8

MAKE	MODEL	TYPE	CAPACITY	POWER SOURCE	LENGTH /WIDTH/HEIGHT	WEIGHT	CAT-CLASS
Multiquip	MC3PEA	Electric Wheelbarrow Mixer	2.5 cu. ft.	3/4 HP, 115V	48.5" x 23.5" x 34"	138 lbs.	100-1620
Multiquip	MC94PH8	Gas, Towable	9 cu. ft.	Gasoline	102" x 51" x 59"	656 lbs.	100-1690
Multiquip	WM90PH8	Gas, Towable	9 cu. ft.	Gasoline	98" x 50" x 59"	785 lbs.	100-1770
IMER USA	Mini Mix 60	Mortar Mixer	12 gal.	3/4 HP, 115V	25" x 31" x 23"	64 lbs.	100-1610
IMER USA	Mortarman 120 Plus	Mortar Mixer	4.25 cu. ft.	2 hp, 15 amps, 110V	33" x 50" x 30"	286 lbs.	100-1690



POWER BUGGIES make accurate placement of concrete, sub-base and landscape materials easy and efficient. They can also be a powerful tool for job site clean up.



Multiquip // WBH-16



Allen // AT 16

MAKE	MODEL	TYPE	CAPACITY	PAYLOAD	ENGINE (FUEL)	LENGTH/WIDTH/HEIGHT	WEIGHT	CAT-CLASS
Allen	AT 16	Ride-On Platform	16 cu. ft.	2,500 lbs.	Gasoline	97" x 47" x 64"	1,475 lbs.	100-1890
Multiquip	WBH-16	Ride-On Platform	16 cu. ft.	2,500 lbs. max w/two wheel configuration	Gasoline	103" x 44" x 51"	1,135 lbs.	100-1870

CONCRETE VIBRATORS help remove trapped air from freshly placed concrete to ensure strength, density and durability in your finished product.

Wacker Neuson // M2500



Wacker Neuson // BV50A-H



Wacker Neuson // IRFU57



MAKE	MODEL	TYPE	POWER UNIT	AMP RATING	SHAFT-HOSE LENGTHS	HEAD DIAMETER	WEIGHT	CAT-CLASS
Wacker Neuson	M2500	Electric	120V	15A	354.3"	up to 2.75"	11.9 lbs.	100-2120
Wacker Neuson	IRFU57	Electric	120V	12A	up to 393.6"	2.2"	43.7 lbs.	100-2230
Wacker Neuson	BV50A-H	Gasoline - Honda	NA	NA	up to 198"	up to 2"	29 lbs.	100-2360



TROWELS AND SCREEDS are the essential tools you need to make sure your concrete project has that smooth, perfect finish.

VIBRATORY SCREED
Wacker Neuson // P35A



RIDE-ON TROWEL
Multiquip // HHNG5



WALK-BEHIND TROWEL
Multiquip // B46H11H

MAKE	MODEL	TYPE	ENGINE / FUEL	TROWELING WIDTH	ROTOR SPEED RANGE	NUMBER OF BLADES	WEIGHT	CAT-CLASS
Multiquip	HHNG5	Ride-On Trowel	Vanguard Commercial / Gasoline	92"	0 - 180 RPM	5	1083 lbs.	100-2650
Multiquip	B46H11H	Mid-Size, Walk-Behind	Honda GX340 / Gasoline	46"	90-155 RPM	4	282 lbs.	100-2610
MAKE	MODEL	BLADE LENGTH	WIDTH	ENGINE	WEIGHT	CAT-CLASS		
Wacker Neuson	P35A	up to 16" (length)	36.7"	Gasoline	36 lbs.	100-2500		



MAGIC SCREED
Allen // HD7070



WALK-BEHIND TROWEL
Allen // VP 446H



RIDE-ON TROWEL
Allen // MSP 445

MAKE	MODEL	ENGINE	BLADE WIDTHS	WEIGHT	CAT-CLASS			
Allen	HD7070	Gasoline	up to 16" (length)	30 lbs.	100-2500			
MAKE	MODEL	TYPE	ENGINE / FUEL	TROWELING WIDTH	ROTOR SPEED RANGE	NUMBER OF BLADES	WEIGHT	CAT-CLASS
Allen	MSP 445	Ride-On Trowel	Kohler CH1000/Gasoline	97.5"	165 RPM	5	1052 lbs.	100-2650
Allen	VP 446H	Mid-Size, Walk-Behind	Honda GX270/Gasoline	46"	150 RPM	4	210 lbs.	100-2610



HAND-HELD CONCRETE/ CUT-OFF SAWS cut building blocks, pipe reinforcement bars and supports. Optional features include wet saw and/ or vacuum system configurations to minimize dust.



STIHL // TS800



Husqvarna // K3000 Wet



Husqvarna // K760 Cut N Break

MAKE	MODEL	TYPE	MAX BLADE SIZE	MAX CUTTING DEPTH	HP / RPM	LENGTH/WIDTH/HEIGHT	WEIGHT	CAT-CLASS
STIHL	TS800	Gasoline	16"	5.6"		39" x 13" x 20"	28 lbs.	100-2740
STIHL	TS420	Gasoline	14"	4.9"	4.4 HP	28" x 11" x 15"	21.2 lbs.	100-2730
Husqvarna	K3000	Electric 120V	14"	5"	NA / NA	39" x 19" x 9"	30 lbs.	100-2710
Husqvarna	K760 Cut N Break	Gasoline	9"	16"	5 HP	N/A	23.3 lbs.	100-2730



WALK-BEHIND CONCRETE SAWS let you make smooth, straight cuts in concrete and asphalt. We have options to handle small and medium-sized projects including asphalt patch repairs, traffic loop installation, slab cutting, trenching and more.

EDCO // SK-14-13H



Husqvarna // FS 5000 D



Husqvarna // FS 524



Husqvarna // Early Entry Soff Cut 150



Husqvarna // FS 3500 G

MAKE	MODEL	TYPE	MAX BLADE SIZE	MAX CUTTING DEPTH	HP / RPM	LENGTH/WIDTH/HEIGHT	WEIGHT	CAT-CLASS
EDCO	SK-14-13H	Gasoline	14"	4-3/4"	13 HP / 3,600 RPM	48" x 23" x 38"	190 lbs.	100-2810
Husqvarna	FS524	Gasoline	24"	9-5/8"	20.8 HP / 2,110 RPM	68.9" x 26" x 47.24"	509.26 lbs.	100-2840
Husqvarna	FS5000D	Diesel	36"	15"	48 HP / 1,355 RPM	56" x 33.125" x 51"	1,700 lbs.	100-2910
Husqvarna	Early Entry Soff Cut 150	Gasoline	6"	1.18"	4.3 HP / 3,800 RPM	68" x 19" x 33.5"	87 lbs.	100-2830
Husqvarna	FS 3500 G	Gasoline	30"	12-3/8"	37 HP / 1,860 RPM	56" x 32" x 45"	943 lbs.	100-2850



CORE DRILLS deliver the precision and stability you need to core holes for your projects, including duct work, pipes, cables, anchors, railing and barriers. Our selection can handle wet or dry drilling, depending on the job at hand.



Hilti // DD150-U

ROTATING LASER LEVELS provide reliable, durable laser leveling capabilities from leveling formwork and setting digital slopes outdoors to aligning and layout work indoors.



DUSTLESS SYSTEMS are designed to remove minerals, dust and debris while you are cutting and grinding concrete, keeping your job site cleaner and your breathing easier.



Hilti // DD200

Hilti // DDVPU



Hilti // DD150-U
Hand Held



Hilti // DCH300

Hilti // VC40U



Hilti Vacuum pumps are available for operation in conjunction with vacuum fastening devices.

MAKE	MODEL	TYPE	CAPACITY	MOTOR	AMP RATING	SPEED	WEIGHT	CAT-CLASS
Hilti	DD150-U	Drill Rig	1'-6-1/4"	3-Speed	19.5A	780/1,520/2,850 RPM	47.3 lbs.	100-1440
Hilti	DD150-U	Hand Held Drill Rig	1'-6-1/4"	3-Speed	19.5A	780/1,520/2,850 RPM	18.08 lbs.	100-1440
Hilti	DD200	Drill Rig	1'-20"	3-Speed	20A	320/640/1,300 RPM	70 lbs.	100-1470

MAKE	MODEL	TYPE	OPERATING DIAMETER	HORIZONTAL ACCURACY	LASER SOURCE	RECEIVER MODEL	SELF-LEVELING RANGE	WEIGHT	CAT-CLASS
Hilti	PR30HVS	Rotating Laser	1,650	1/8" @ 100'	Class II/2, visible nm	PRA 30	Plus/Minus 5	5.5 lbs.	100-7160

MAKE	MODEL	DISC DIAMETER	CUTTING DEPTH	LENGTH/WIDTH/HEIGHT	WEIGHT	CAT-CLASS
Hilti	DCH300	12"	4-3/4"	27.8" x 9.4" x 9.3"	20.7 lbs.	100-2700

MAKE	MODEL	SUCTION CAPACITY	DUST CAPACITY	WATER CAPACITY	HOSE DIAMETER	HOSE LENGTH	LENGTH/WIDTH/HEIGHT	CAT-CLASS
Hilti	VC40U	129 ft/min	88 lbs.	6.6 gal.	1.4"	16"	19.9" x 15" x 24"	105-1640



MASONRY & TILE SAWS cut tiles, bricks, stone blocks and concrete blocks. Concrete saws cut channels and openings in blocks, slabs and walls. These saws can be used by hand, stand-mounted or wheeled by motor.

TILE SAW
Husqvarna // Tilematic TS 250 X3



BRICK/BLOCK SAW
Husqvarna // MS360

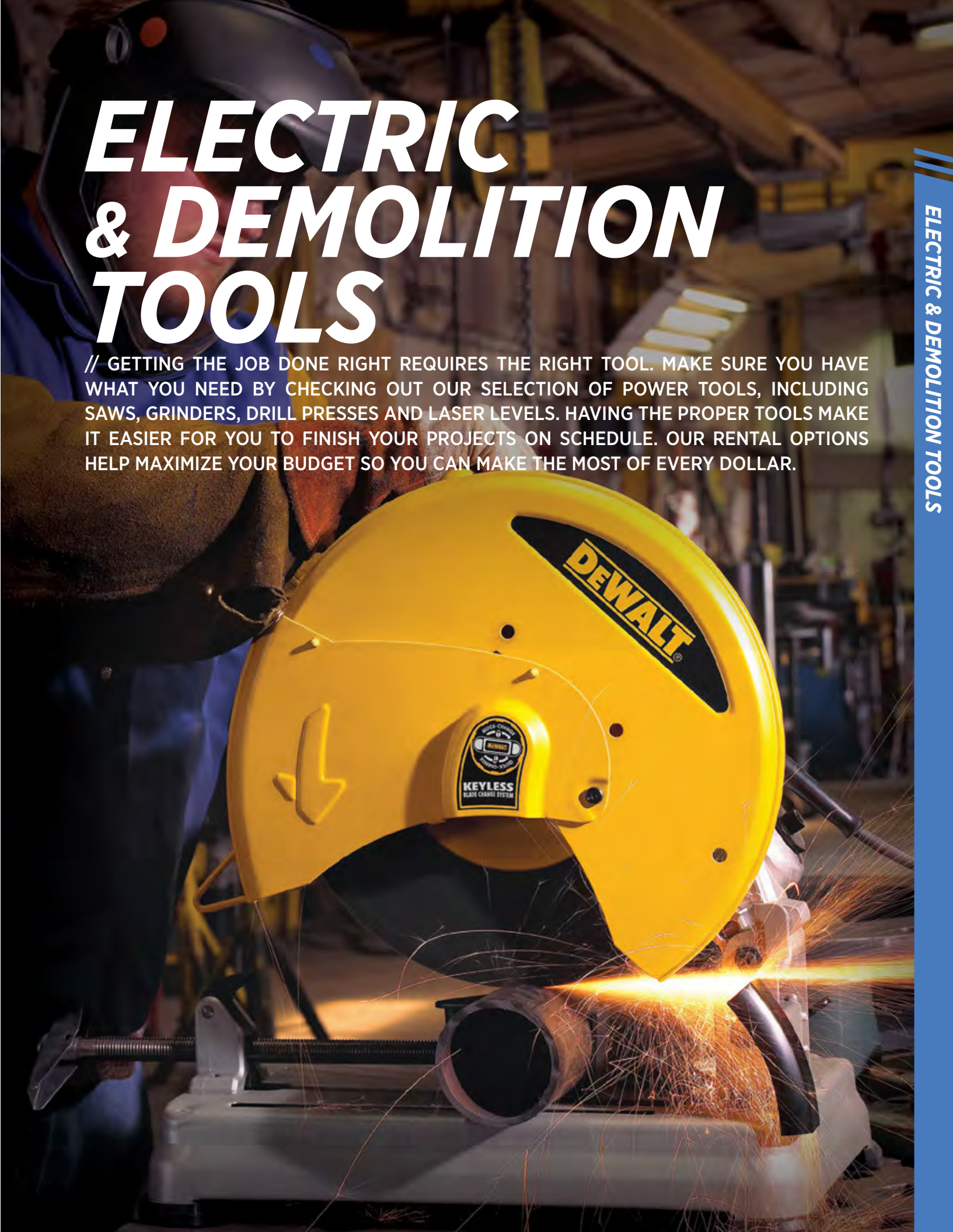


TILE AND STONE SAW
IMER USA // Combicut 250VA

MAKE	MODEL	BLADE SIZE	CAPACITY STRAIT CUTS	CAPACITY DIAGONAL CUTS	HP	WEIGHT	CAT-CLASS
Husqvarna	Tilematic TS 250 X3	10"	24"	18"	1.5 HP	132 lbs.	100-3230
MAKE	MODEL	BLADE SIZE	CUTTING DEPTH	POWER SOURCE	WEIGHT	CAT-CLASS	
Husqvarna	MS360	13.98"	5"	Electric	198 lbs.	100-3070	
IMER USA	Combicut 250VA	10"	3-3/4"	Electric	72 lbs.	100-3220	

ELECTRIC & DEMOLITION TOOLS

// GETTING THE JOB DONE RIGHT REQUIRES THE RIGHT TOOL. MAKE SURE YOU HAVE WHAT YOU NEED BY CHECKING OUT OUR SELECTION OF POWER TOOLS, INCLUDING SAWS, GRINDERS, DRILL PRESSES AND LASER LEVELS. HAVING THE PROPER TOOLS MAKE IT EASIER FOR YOU TO FINISH YOUR PROJECTS ON SCHEDULE. OUR RENTAL OPTIONS HELP MAXIMIZE YOUR BUDGET SO YOU CAN MAKE THE MOST OF EVERY DOLLAR.





SAWS handle all your major cutting on the job site. Our selection of saws, which include hand, table, chop and miter saws provide a smooth, accurate and powerful cutting experience for your project needs.

DeWalt // DWS780



DeWalt // DW745



DeWalt // D28715



Makita // 5402NA



MAKE	MODEL	BLADE	90° CROSSCUT CAPACITY	45° MITER CAPACITY	SPEED	AMP RATING	WEIGHT	CAT-CLASS
DeWalt	DWS780	12"	2" x 14"	2 x 14"	3800 RPM	15A	56 lbs.	100-6620
MAKE	MODEL	BLADE	DEPTH OF CUT AT 90°	DEPTH OF CUT AT 45°	SPEED	AMP RATING	WEIGHT	CAT-CLASS
Dewalt	DW745	10"	3-1/8"	2-1/4"	3850 RPM	15A	45 lbs.	100-6650
MAKE	MODEL	BLADE			SPEED	AMP RATING	WEIGHT	CAT-CLASS
Makita	5402NA	16-15/16"			2200 RPM	15A	32.1 lbs.	100-6530
MAKE	MODEL	BLADE	SQUARE CAPACITY	CHUCK SIZE	SPEED	AMP RATING	WEIGHT	CAT-CLASS
DeWalt	D28715	14"	4-1/2" x 6-1/2"	5"	4,000 RPM	15A	39 lbs.	100-6640



DRILLS are available to meet your power, speed and application requirements. Whether you're working with wood, steel, drywall or other materials, we have the specialty and right-angle drills to suit your project needs.



DeWalt // DW124K



DeWalt // DW130V



DeWalt // DW297



MAKE	MODEL	CHUCK SIZE	TYPE	SPEED RANGE	AMP RATING	WEIGHT	CAT-CLASS
DeWalt	DW130V	1/2"	1/2" Drill	0-550 RPM	9A	7.5 lbs.	100-1550
DeWalt	DW297	3/4"	Impact Wrench	1,600 RPM	7.5A	11 lbs.	130-1660
DeWalt	DW124K	1/2"	Right Angel Drill	300/1,200 RPM	11.5A	14 lbs.	100-6000



ROTARY HAMMERS use higher impact energy and lower BPM to create holes of varying diameters, from ¼ inch to 6 inches, and do not require you to exert manual force during drilling.

Hilti // TE 7-C



Hilti // TE-70-ATC-AVR



MAKE	MODEL	MAX IMPACT ENERGY / BLOW	CARBIDE BIT CAPACITY	CORE BIT CAPACITY	OPERATING MODES	TOOL TYPE	SPEED RANGE	IMPACT RANGE	AC AMPS/ DC VOLTS	WEIGHT	CAT-CLASS
Hilti	TE 7-C	1.9 ft. lbs.	7/8"	2-1/2"	H-N-C	SDS-plus	0 - 740 RPM	0 - 4,020 BPM	6.3A	8 lbs.	100-1110
Hilti	TE-70-ATC-AVR	8.1 ft. lbs.	2"	6"	H-N-C	SDS-Max	0 - 360 RPM	0 - 2,760 BPM	15.0A	20 lbs.	100-1140



BREAKERS are made for medium-level demolition work, concrete removal, bushing, tamping, digging through concrete penetrations and heavy-floor tile removal.

Hilti // TE1000-AVR



Hilti // TE800-AVR



Hilti // TE3000-AVR

MAKE	MODEL	TYPE	MAX IMPACT ENERGY/BLOW	TOOL TYPE	IMPACT RANGE	AMP RATING	LENGTH	WEIGHT	CAT-CLASS
Hilti	TE800 - AVR	Medium Duty	15 ft. lbs.	TE-Y	0 - 1,890 BPM	15A	23.1"	23.4 lbs.	100-1250
Hilti	TE1000 - AVR	Medium Duty	19 ft. lbs.	TE-S	0 - 1,950 BPM	15A	22.56"	26.02 lbs.	100-1260
Hilti	TE3000 - AVR	Heavy Duty	50.4 ft. lbs.	TE-H hex	0 - 860 BPM	15A	32"	66 lbs.	100-1300

ELECTRIC & DEMOLITION TOOLS



DRILL PRESSES are designed for your toughest drilling projects. Built for maximum torque, boring drills deliver the power you need through metal, wood, and other materials you need to prep for your project. Magnetic drills are compact and portable providing precise operation, ideal for industrial drilling applications.



STIHL // BT45 WBD



Milwaukee // 4210-1

MAKE	MODEL	TYPE	SPEED	HP	FUEL/CAPACITY	WEIGHT	CAT-CLASS
STIHL	BT45 WBD	Gas Wood Boring Drill	1st 663 rpm/2nd 1,972/Rev 590 RPM	1.08 HP	Gasoline/8.5 oz.	10.5 lbs.	100-6040

MAKE	MODEL	DRILL CAPACITY	SPEED	TAP CAPACITY	DRILL POINT PRESSURE	ADJUSTABLE BASE	DRILL TRAVEL	VOLTAGE/AMPS	WEIGHT	CAT-CLASS
Milwaukee	4210-1	3/4"	350 rpm	1-inch/ 14 threaded	1630/1670 lbs.	No	9	120V/12.5A	62 lbs.	130-1220

ROTATING LASER LEVELS

provide reliable, durable laser leveling capabilities from leveling formwork and setting digital slopes outdoors to aligning and layout work indoors.



Hilti // PR30HVS

MAKE	MODEL	TYPE	OPERATING DIAMETER	HORIZONTAL ACCURACY	LASER SOURCE	RECEIVER MODEL	SELF-LEVELING RANGE	WEIGHT	CAT-CLASS
Hilti	PR30HVS	Rotating Laser	1,650	1/8" @ 100'	Class II/2, visible nm	PRA 30	Plus/Minus 5	5.5 lbs.	100-7160



DRYWALL VACUUMS are perfect for keeping your site clean when you're sanding and prepping your drywall for the next phase of your installation project. Drywall vacuums ensure you'll have a smooth, clean surface to continue your work.



Flex // Drywall Sander GE 5

MAKE	MODEL	SPEED	POWER CONSUMPTION	LENGTH	WEIGHT	POWER CABLE	CAT-CLASS
Flex	Drywall Sander GE 5	1,100 - 1,650 RPM	4.2 Amps	60"	8.9 lbs.	3.3'	100-5060



FLOOR & SURFACE PREP

FLOOR & SURFACE PREP

// SCRAPE. GRIND. SAND. BUFF. CLEAN. FOR EVERY STEP OF THE PROCESS, WE HAVE THE FLOOR AND SURFACE PREP TOOLS TO MEET YOUR NEEDS. THESE STATE-OF-THE-ART TOOLS PROVIDE YOU WITH POWERFUL PERFORMANCE AND RUGGED DURABILITY SO YOUR FLOORING WORK CAN GET DONE FAST AND EASY. WHETHER IT'S A DEMO JOB, A NEW INSTALLATION OR A FULL RESTORATION, WE'VE GOT YOU COVERED.



FLOOR SCRAPERS remove old layers of finish and product from the floor. We have powered walk-behind and ride-on scrapers that you can customize with different tools, blades and shanks to get the job done faster than using manual tools.

National // 5700ADB



National // 6280-COM



National // 550



MAKE	MODEL	SPEED	RPM	VOLTAGE	HP	AMP	HEIGHT/WIDTH/LENGTH	WEIGHT	CAT-CLASS
National	550	Manual	1725	115V	1	14A	32.5" x 17.75" x 42.5" (21" w/o handle)	123 lbs.	100-4000
National	5700ADB	120 ft/min	NA	115V	4	N/A	58.5" x 24.5" x 50.5"	2,059 lbs.	100-4030
National	6280-COM	10-45 ft/min	3450/2850	115V/230V	1.5	13/7.5A	51" x 17-3/4" x 46"	425 lbs.	100-4020
National	8000	200 ft/min			25		63" x 30" x 61"	1809 lbs.	100-4030



SCRAPER ACCESSORIES

National's patented ride-on and walk-behind scraper blades are available in a variety of sizes to suit any application.



Self-Scoring Blades
 National // 6258
 National // 6277
 National // 6247

Fits: National 550, 5700, 6280, 8000



Standard Blades
 National // 147
 National // 136

Fits: National 550, 5700, 6280, 8000



Angle Shank Blades
 National // 7071-2
 National // 7071-4

Fits: National 5700 & 8000



Bevel Up Self-Scoring Blades
 National // 6280 // 6258-BU, 3" x 12" x .062"
 National // 550 // 6255-BU, 4" x 6" x .062"

Fits: National 550 & 6280



Angle Shank Blades w/Carbide Tip
 National // 550 // 552, 2" x 4" x .312"
 National // 5700 & 8000 // 7079-2, 6" x 2" x .500"
 National // 5700 & 8000 // 7079-4, 6" x 4" x .500"

National 550, 5700 & 8000



Premium High Tempered Blades
 National // 7050-201, 3" x 8" x .062
 National // 7050-203, 3" x 12" x .062

Fits: National 550, 5700, 6280, 8000

*A 551 shank holder is required to attach this blade to the 550 walk-behind scraper.

Husqvarna // PG280



FLOOR GRINDERS help you scrape, strip, clean, level and finish your flooring projects, leaving them smoother than scarifying or shotblasting. Even dense, hard concrete ends up polished when you use a floor grinder.



EDCO // CPM-8-5
Also available in gas CPM-9H



National // Dustless Vacuum

See Vacuum Page 52 for spec information.



EDCO // 2EC-NG-1.5



EDCO // TG-10-11H

MAKE	MODEL	TYPE	DIS SIZE/TYPE	WORKING WIDTH	HP	WEIGHT	CAT-CLASS
Husqvarna	PG280	Single Disc, Electric	11" Dyma-Sert/Multi-accessory	11"	1.5 HP, 115V	152 lbs.	100-4230
EDCO	2EC-NG-1.5	Electric Dual Disc			1.5 HP, 115/230V	258 lbs.	100-4220
EDCO	CPM-8-5	Electric			5 HP, 230V	220 lbs.	100-4300
EDCO	CPM-9H	Gas			9 HP	190 lbs.	100-4310
EDCO	TG-10-11H	Turbo Grinder, Gas	10" Diamond Disc	10"	11 HP	190 lbs.	100-4200

GRINDER ACCESSORIES



Scarifier Wheel
EDCO // 20156

Fits: EDCO // CPM-8-9H




Cutter Wheel
EDCO // 12206



Diamond Disc
EDCO // 19166

Fits: EDCO // TG-10-11H



Dyma PCD w/Backing Segment LH
EDCO // QC-PCD1-LB




Dyma PCD w/Backing Segment RH
EDCO // QC-PCD1-B



Dyma-Segs Med. Concrete
EDCO // QC2S-MC-0018




Dyma Dot Dbl Grind
EDCO // QC2B-MC-0030




Strip-Serts™ Left Hand Disc
EDCO // 12424

Strip-Serts™ Right Hand Disc
EDCO // 12420


Fits: EDCO // 2GC-NG-11H



Grinding Segments
Husqvarna // G200 30 Grit



Grinding Segments
Husqvarna // G200 60 Grit



Grinding Segments
Husqvarna // G200 120 Grit

Fits: Husqvarna // PG280

FLOOR SANDERS AND BUFFERS are designed to help you start your floor restoration project, including floor damage repair, color changes and changes to the finish. Buffers add sheen and polish to ensure a perfect, finished look.



ORBITAL SANDER
American Sanders // OBS 18DC



FLOOR BUFFER
Clarke // CFP PRO 20DS



EDGER
American Sanders // Super 7R



HARDWOOD STAPLER & NAILER
Bostitch // MIIIFS & MIIIFN



DRUM SANDER
American Sanders // EZ-8

MAKE	MODEL	TYPE	SANDPAPER SIZE	SANDING PAD SPEED	HP	VOLTAGE	WEIGHT	CAT-CLASS
American Sanders	OBS 18DC	Orbital Sander	12" x 18"	3,600 OPM	1 HP	115V	125 lbs.	100-5020
American Sanders	EZ-8	Drum Sander	8" x 19"	2,830 SFM*	1.5 HP	115V	105 lbs.	100-5310
American Sanders	Super 7R	Edger	7" x 7/8"	2,800 RPM		115V	35 lbs.	100-5320

MAKE	MODEL	TYPE	DECK SIZE	PAD SPEED (HI/LO)	HP	LENGTH/WIDTH/HEIGHT	WEIGHT	CAT-CLASS
Clarke	CFP Pro 20DS	Buffer/Floor Machine	20	330 RPM / 185 RPM	1.5 HP	27" x 15" x 17"	98 lbs.	100-5430

MAKE	MODEL	TYPE	POWER SOURCE	FASTNER TYPES	CAPACITY	DRIVING POWER	WEIGHT	CAT-CLASS
Bostitch	MIIIFS	Hardwood Stapler	Air	1-1/2" to 2" - 15-1/2 GA Staples	92	420" lbs.	11.2 lbs.	100-5650
Bostitch	MIIIFN	Flooring Nailer	Air	1-1/2" to 2" - 16 GA Cleats	110 Cleats	420" lbs.	11.2 lbs.	100-5210

SANDER ACCESSORIES



Floor Sanding Pads
// 20 to 120 Grit

Fits: American Sanders // OBS 18 DC



Floor Sanding Belts
// 16 to 20 Grit


Fits: American Sanders // EZ-8

BUFFER ACCESSORIES



Thick Floor Pads
// Multiple Grits

Fits: Clarke // CFP Pro20DS



Sanding Screen Discs
// Multiple Sizes

EDGER ACCESSORIES



Edger Discs
// 20 to 120 Grit

Fits: American Sanders // Super 7R

FLOOR & SURFACE PREP

FLOOR & SURFACE PREP



FLOOR SCRUBBERS & SWEEPERS keep your floors spotless while you're on the job. Both riding and walk-behind options are available to clean large areas of your project site. Plus we have eco-friendly options that reduce water and detergent usage as you clean.

Tennant // T16



Tennant // 5680



Tennant // S20



Tennant // T20



Tennant // S30

MAKE	MODEL	CLEANING WIDTH	SOLUTION TANK	RECOVERY TANK	BRUSH SPEED	TRAVEL SPEED	POWERSOURCE	GVW	CAT-CLASS
Tennant	T16	36"	50 gal.	60 gal.	500 RPM	0 - 5.6 MPH	Battery	2,800 lbs.	105-3710
Tennant	T20	40"	80 gal.	95 gal.	480 RPM	0 - 8 MPH	55 HP Propane	4,900 lbs.	105-3740

MAKE	MODEL	CLEANING WIDTH	SOLUTION TANK	RECOVERY TANK	BRUSH SPEED	TRAVEL SPEED	GVW	CAT-CLASS
Tennant	5680	32"	30 gal.	40 gal.	200 RPM	0-3.1 MPH	805 lbs.	105-3710
MAKE	MODEL	CLEANING WIDTH	BRUSHES	HOPPER CAPACITY	POWER SOURCE	TRAVEL SPEED	GVW	CAT-CLASS
Tennant	S20	50"	36" Main, 23" Side	11 cu. ft.	23 HP Propane	0 - 6 MPH	2,450 lbs.	105-3600
Tennant	S30	62.5"	45" Main, 26" Side	14 cu. ft.	50 HP Propane	0 - 15 MPH	3,570 lbs.	105-3610

FLOOR & SURFACE PREP



VACUUMS deliver the power you need to clean dirt, dust, sawdust, spills, insulation debris and more. Perfect for spot cleaning as you go, these portable vacuums can handle just about all your cleaning duties.



WET/DRY CANISTER & HEPA VAC
Nilfisk/ALTO // ATTIX 30 AS/E
& ATTIX 30 HEPA



INSULATION BLOWING MACHINE
Meyer // Model 220

Hilti // VC 40U

DUSTLESS VACUUM
National // DL2000

MAKE	MODEL	TYPE	CAPACITY	HP	AIR FLOW	WATER LIFT	HOSE	WEIGHT	CAT-CLASS
Nilfisk/Alto	ATTIX 30 AS/E ATTIX 30 HEPA	Wet/Dry Canister & Hepa Vac	8 gal.	1000 W	135 CFM	92"	1.5" x 10"	32 lbs.	105-1660
MAKE	MODEL	SUCTION CAPACITY	DUST CAPACITY	WATER CAPACITY	HOSE DIAMETER	HOSE LENGTH	LENGTH/WIDTH/HEIGHT	WEIGHT	CAT-CLASS
Hilti	VC40U	129 ft/min	88 lbs.	6.6 gal.	1.4"	16'	19.9" x 15" x 24"	105-1640	
National	DL2000	206 ft/min	5-7 gal.	N/A	2"	4.5'	20.9" x 22" x 51.2"	100-4710	
MAKE	MODEL	BLOWER RATING	MATL CAPACITY	HP	HOSE DIAMETER	HOSE LENGTH	LENGTH/WIDTH/HEIGHT	WEIGHT	CAT-CLASS
Meyer	Model 220	94 CFM 3-Stage	5.78 cu. ft.	1/2 HP	2.5"	100'	30" x 22" x 48"	168 lbs.	700-1300
MAKE	MODEL	SUCTION CAPACITY	MATL CAPACITY	HP	HOSE DIAMETER	HOSE LENGTH	LENGTH/WIDTH/HEIGHT	WEIGHT	CAT-CLASS
Meyer	Versa-Vac OS	4500 ft/min	75 cu. ft.	19 HP	6" & 4"	150'	61" x 31" x 37"	330 lbs.	700-1300



LAWN & GARDEN

// DIG DEEP AND TACKLE ALL YOUR LANDSCAPING DUTIES WITH OUR LAWN & GARDEN TOOLS. FROM TRENCHES TO TREES, STUMPS TO HARD SOIL, THESE TOOLS ARE ENGINEERED TO HANDLE WHATEVER YOU NEED TO UNEARTH. SO IF YOU'RE TASKED WITH PLANTING TREES, PREPPING FOR SOD AND SHRUBS, DIGGING FOR IRRIGATION OR UTILITY LINES, OR CLEARING STUMPS AND BRANCHES, CHECK OUT OUR SELECTION OF POWERFUL TOOLS THAT'LL HELP YOU POWER THROUGH.



STUMP GRINDERS AND TRENCHERS are ideal for prepping your land for any landscaping project. Stump grinders help you clear and level the land before any installation. Trenchers can easily dig through hard soil and rock and create channels of varying widths depending on your project.



WALK-BEHIND TRENCHER
Toro // TRX-20



CHIPPER/SHREDDER/STUMP REMOVAL
Toro // STX-26

MAKE	MODEL	HP	HEADSHAFT SPEED	LENGTH/WIDTH/HEIGHT	WEIGHT	CAT-CLASS
Toro	TRX-20	20 hp	226 RPM	82.5" x 33.8" x 46"	1,133 lbs.	280-1030

MAKE	MODEL	CUTTER WHEEL	HYDRAULIC FLOW TO HEAD	BELOW GROUND CUTTING CAPACITY	ABOVE GROUND CUTTING CAPACITY	LENGTH/WIDTH/HEIGHT	WEIGHT	CAT-CLASS
Toro	STX-26	19 dia to tooth; 3/4 thick, 12 green teeth	13.5 GPM	12.5"	35"	78" x 34" x 48"	1,200 lbs.	115-3610



COMPACT UTILITY LOADERS are versatile machines that can dig and move landscaping materials. With a range of attachments available, you can also grade, jackhammer cement and load trucks.



Toro // Dingo TX525



Tree Forks Attachment



Level Attachment



Auger Attachment

MAKE	MODEL	TYPE	DISPLACEMENT	HP	FUEL CAPACITY	SUGGESTED ROC	WEIGHT	CAT-CLASS
Toro	Dingo TX525	Utility Loader	55 cu. in. (901cc)	24.8 HP	6 gal. 23 ltr	553 lbs.	1,904 lbs.	200-1030



MOWERS, TILLERS AND AUGERS are ideal tools to prep and maintain your landscaping projects. Mowers give your new sod installation a clean, seamless look. Tillers prep the land to help new sod installation. Augers power through to dig post holes for gates, fences, lighting and more.

Ryan // Jr. Sod Cutter



Ryan // Ren-O-Thin Dethatcher

Ryan // Lawnaire IV



Honda // HRC216K3HXA



Billy Goat // TKV650SPH

Billy Goat // BC2600HH



MAKE	MODEL	TYPE	HP	WEIGHT	WORKING WIDTH	CAT-CLASS	
Ryan	Lawnaire IV	Aerator	4 HP	280 lbs.	19"	115-1810	
Ryan	Ren-O-Thin	Dethatcher	5.5 HP	131 lbs.	22"	115-1770	
MAKE	MODEL	TYPE	HP	WEIGHT	CUTTING WIDTH	CAT-CLASS	
Honda	HRC216HXA	Commercial Rear bagger/ mulcher	5.5 HP	127 lbs.	21"	115-2200	
Ryan	544944A	12" Sod Cutter	5.5 HP	333 lbs.	12"	115-1700	
Ryan	544945A	18" Sod Cutter	5.5 HP	373 lbs.	18"	115-1710	
MAKE	MODEL	TYPE	HP	CHIPPER	CFM	BAG VOLUME	CAT-CLASS
Billy Goat	TKV650SPH	Lawn & Litter Vacuum	5.5 HP	up to 2: wide branches	1700	40 gal.	105-3800
MAKE	MODEL	TYPE	HP	CUTTING	TRAVEL	CAT-CLASS	
Billy Goat	BC2600HH	Outback® Brushcutter	13 HP	26" width & up to 2" diameter x 6' tall trees	Hydrostatic Transmission	115-2230	



Barreto // E1320H



Honda // FC600



ONE-MAN AUGER
Ground Hog // HD99

Rhino // Multi-Pro XA
Available in air, see page 12



Barreto // Log Splitter

MAKE	MODEL	ENGINE	TRANSMISSION	WEIGHT	TYPE	CAT-CLASS
Ground Hog	HD99	Gasoline	Hydraulic	295 lbs.	One-Man Auger	115-2500
Ground Hog	C-71-5H	Gasoline	Gear Reduction	72 lbs.	Two-Man Auger	115-2540
MAKE	MODEL	HP	TILLING WIDTH	WEIGHT	TYPE	CAT-CLASS
Honda	FC-600	5.5 HP	26"	126 lbs.	Mid-tine rototiller	115-1550
Barreto	1320H	13 HP	20"	560 lbs.	Hydraulic Rear tine tiller	115-1590
MAKE	MODEL	WEDGE	DIMENSIONS	WEIGHT	LOG OPENING	CAT-CLASS
Barreto	Log Splitter - 920	High Carbon Wear-Alloy	102" x 53" x 48"	790 lbs.	25"	115-2900
MAKE	MODEL	TYPE	DRIVES	WEIGHT	APPLICATION	CAT-CLASS
Rhino	MultiPro XA	Post Driver	5/8" to 4" dia. posts	44 lbs.	T-Post, Ground Rod, Tent & Wood Posts	115-2610



WOOD CHIPPERS can handle debris from your landscaping and clearing jobs. From thick branches to large amounts of yard and garden waste, these chippers can create landscape-ready wood chips for you to use on your project.

Vermeer // BC700XL



Vermeer // BC1000XL



MAKE	MODEL	LENGTH/WIDTH/HEIGHT	CHIPPER CAPACITY	ENGINE	FEED SPEED	WEIGHT	CAT-CLASS
Vermeer	BC1000XL	150" x 66.5" x 101"	12"	Deutz 49HP Diesel	105 ft/min	4995 lbs.	115-3540
Vermeer	BC700XL	113" x 71" x 102"	6"	Kohler 25HP Gas	49.4 ft/min	1800 lbs.	115-3510



STUMP GRINDERS are ideal for prepping your land for any landscaping project. These powerful machines take care of stumps quickly and efficiently so you can clear and level the land before any installation.



Vermeer // SC292



Vermeer // SC30TX



MAKE	MODEL	LENGTH/WIDTH/HEIGHT	CUTTER WHEEL	CUTTING CAPACITY BELOW GROUND	CUTTING CAPACITY ABOVE GROUND	ENGINE	WEIGHT	CAT-CLASS
Vermeer	SC30TX	94" x 35" x 49"	35.5"	12"	25"	Kohler 25 HP Gas	1550 lbs.	115-3610
Vermeer	SC292	110" x 49.8" x 52"	47"	15"	24"	Kohler 26.5 HP Gas	1285 lbs.	115-3610

LAWN & GARDEN

LAWN & GARDEN

SMALL LOADERS provide plenty of loading power and lifting capacity in a compact machine that can easily maneuver around your jobsite. We have wheeled and track versions to give you the versatility to move loads in everything from pavement to soft sand to muddy soil.



Bobcat // T590



Angle Broom Attachment



Landscape Rake Attachment



Sweeper Attachment



Auger Attachment



Grapple Bucket Attachment

MAKE	MODEL	RATED CAPACITY	TIP CAPACITY	HP	STANDARD BUCKET	MAX DUMP HEIGHT	LENGTH/WIDTH/HEIGHT	WEIGHT	CAT-CLASS
Bobcat	T590	2,100 lbs.	6,000 lbs.	66	68"	119"	133" x 67.1" x 77.8"	7,822 lbs.	200-1420
Bobcat	T650	2,570 lbs.	7,343 lbs.	74	74"	124"	136.8" x 72.9" x 81.3"	9,320 lbs.	200-1480



Bobcat // S530

MAKE	MODEL	RATED CAPACITY	TIP CAPACITY	HP	STANDARD BUCKET	MAX DUMP HEIGHT	LENGTH/WIDTH/HEIGHT	WEIGHT	CAT-CLASS
Bobcat	S530	1,850 lbs.	3,700 lbs.	49	68"	119"	133" x 64.7" x 77.8"	6,480 lbs.	200-1340
Bobcat	S570	1,950 lbs.	3,900 lbs.	61	68"	119"	133" x 64.7" x 77.8"	6,480 lbs.	200-1320

LAWN & GARDEN

STIHL

LANDSCAPING tools give you what you need to get your project done right. Chainsaws and pruners cut and break down any landscaping you need to clear. Blowers move leaves and other light debris easily so you can finish with a clean job site.

GAS CHAINSAW
STIHL // MS461-25



GAS CHAINSAW
STIHL // MS-362



ELECTRIC CHAINSAW
STIHL // MSE210CBQ



POLE PRUNER
STIHL // HT131



BACKPACK BLOWER
STIHL // BR600



MAKE	MODEL	TYPE	DISPLACEMENT	HP	FUEL CAPACITY	BAR LENGTH	WEIGHT	CAT-CLASS
STIHL	MS461-25	25" Gasoline Chainsaw	76.5 cc	6 BHP	27.1 oz.	25"	14.6 lbs.	115-2810
STIHL	MS-362	20" Gasoline Chainsaw	59 cc	4.69 BHP	20.3 oz.	20"	12.8 lbs.	115-2790
MAKE	MODEL	TYPE	POWER SOURCE	POWER OUTPUT	BAR LENGTH	WEIGHT	CAT-CLASS	
STIHL	MSE210CBQ	16" Electric Chainsaw	Electric	15 A	16"	9.4 lbs.	115-2700	
MAKE	MODEL	TYPE	ENGINE	MAX VELOCITY	SOUND RATING	WEIGHT	CAT-CLASS	
STIHL	BR600	Backpack Blower	64.8 CC	238 MPH	75 dB	21.6 lbs.	115-2420	
MAKE	MODEL	TYPE	ENGINE	HP	FUEL CAPACITY	SHAFT LENGTH	WEIGHT	CAT-CLASS
STIHL	HT131	Pole Pruner	Gasoline	1.9 BHP	18.0 oz.	7'6" to 11'6"	17.2 lbs.	115-2010



LIGHTING

// PICK AND CHOOSE THE LIGHTS YOU NEED FROM OUR WIDE SELECTION OF INDUSTRIAL-STRENGTH LIGHTING SOLUTIONS. WHETHER YOU'RE LIGHTING UP A CRAWL SPACE, A ROOM, A FLOOR OR AN ENTIRE OUTDOOR AREA, OUR HIGH-OUTPUT LEDS, WOBBLE LIGHTS AND LIGHT TOWERS CAN HANDLE WHATEVER NEEDS YOU MAY HAVE TO KEEP YOUR PROJECT MOVING.



WACKER NEUSON
all it takes!

GENERAC | MAGNUM



LIGHTING options can be configured to match the needs of your jobsite. From LED to wobble choices at your disposal, these setups can provide plenty of light for small rooms, large outdoor areas and everything in between.

Generac/Magnum // MLT6SK



Wacker Neuson // LTN 6K-VS



MultiQuip // GB3LED



MultiQuip // GBC

ProBuilt // Wobblelight LED

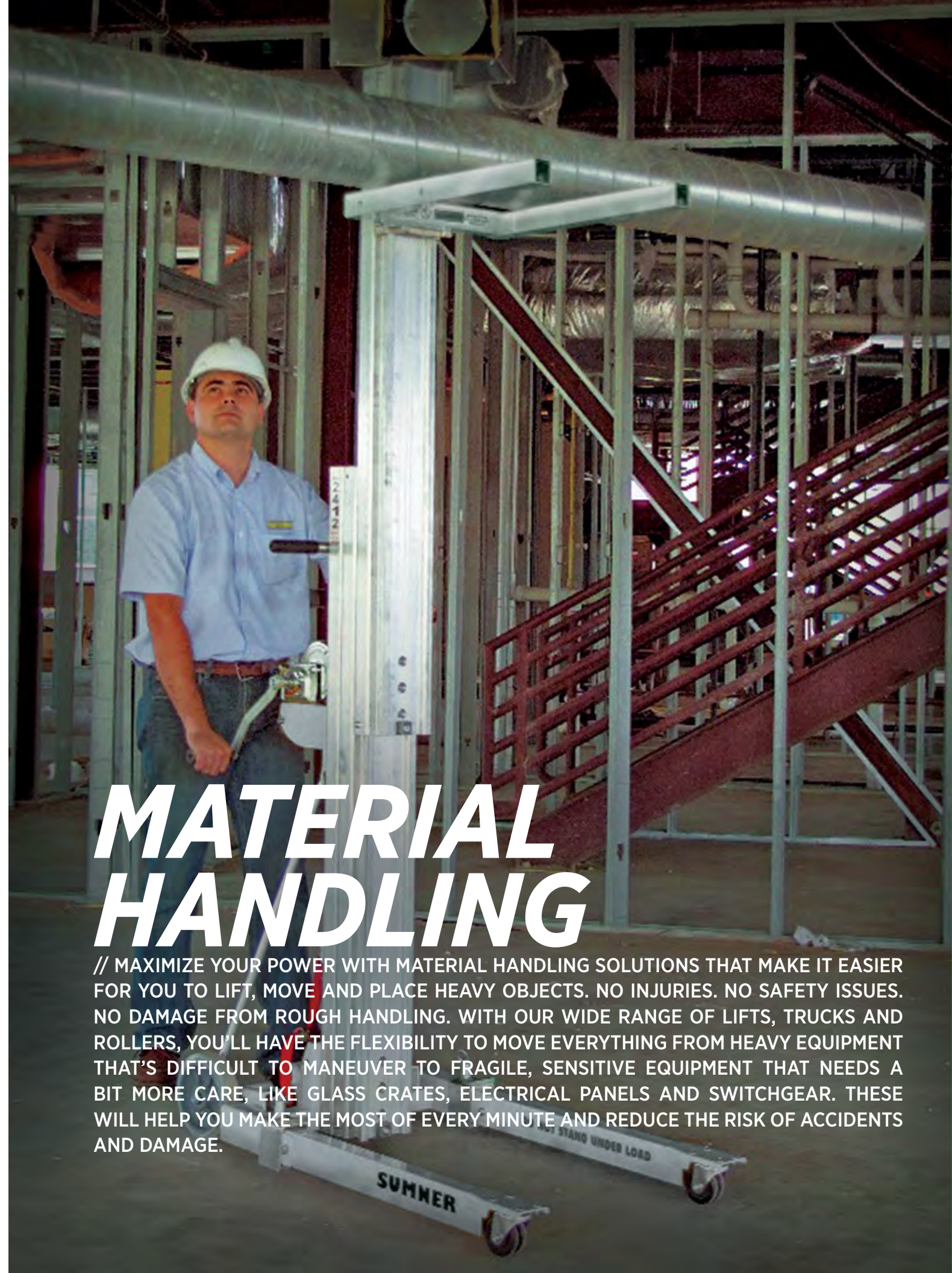


ProBuilt // LED 6000

(shown with optional tripod)

We also carry 1K & 2K Light Stands

MAKE	MODEL	TYPE	MAST STYLE	MAX HEIGHT	ENGINE	FUEL TANKS	WEIGHT	CAT-CLASS
Wacker Neuson	LTN 6K-VS	Towable Light Tower	Vertical	25'	Kubota 13.1 HP	32.5 gal.	1,935 lbs.	510-1040
Generac/Magnum	MLT6SK	Towable Light Tower	Vertical	23'	Kubota, 13.1 HP	43 gal.	1340 lbs.	510-1030
MAKE	MODEL	TYPE	WATTS	MAX HEIGHT	VOLTAGE	APPROPRIATE GENERATOR	WEIGHT	CAT-CLASS
MultiQuip	GB3LED	LED Lamp-3 Settings	300W / 200W / 100W	12.5 ft.	115V	350W and above	27 lbs.	110-1590
MultiQuip	GBC	Metal Halide	1,000W	10.6 ft.	115V	1,200W	127 lbs.	N/A
MAKE	MODEL	TYPE	WATTS	MAX HEIGHT	VOLTAGE	LIGHTING RANGE	WEIGHT	CAT-CLASS
ProBuilt Lighting	Wobblelight LED	LED Flood	80W	36"	120V	30'	43 lbs.	110-1570
ProBuilt Lighting	LED 6000	CREE LED	72W	72"	120V	30'	12.5 lbs.	110-1550



MATERIAL HANDLING

// MAXIMIZE YOUR POWER WITH MATERIAL HANDLING SOLUTIONS THAT MAKE IT EASIER FOR YOU TO LIFT, MOVE AND PLACE HEAVY OBJECTS. NO INJURIES. NO SAFETY ISSUES. NO DAMAGE FROM ROUGH HANDLING. WITH OUR WIDE RANGE OF LIFTS, TRUCKS AND ROLLERS, YOU'LL HAVE THE FLEXIBILITY TO MOVE EVERYTHING FROM HEAVY EQUIPMENT THAT'S DIFFICULT TO MANEUVER TO FRAGILE, SENSITIVE EQUIPMENT THAT NEEDS A BIT MORE CARE, LIKE GLASS CRATES, ELECTRICAL PANELS AND SWITCHGEAR. THESE WILL HELP YOU MAKE THE MOST OF EVERY MINUTE AND REDUCE THE RISK OF ACCIDENTS AND DAMAGE.

SUMNER

MATERIAL AND CONTRACTOR LIFTS make it easy for you to lift your heavy materials into place, including ductwork, sheetrock, drywall, wood, steel and more. These durable, sturdy lifts are also ideal to get you as high as you need for elevated installation and repair work.



CONTRACTOR LIFT
SUMNER // 2412



CONTRACTOR LIFTS
SUMNER // 2124 and 2118



MAKE	MODEL	TYPE	LIFT CAPACITY	MAX LIFT HEIGHT	STOWED HEIGHT	WIDTH	WEIGHT	CAT-CLASS
SUMNER	2412	Contractor Lift	450 lbs.	12' 11 3/4"	62.8"	26-1/4"	195 lbs.	480-3480
SUMNER	2118	Contractor Lift	650 lbs.	18' 4-3/8"	84"	32"	321 lbs.	480-3540
SUMNER	2124	Contractor Lift	650 lbs.	23' 9-3/8"	84"	32"	399 lbs.	480-3600

MATERIAL LIFTS
Genie // GH3.8 and GH5.6



DRYWALL LIFT
SUMNER // 2311



STAIR CLIMBING HAND TRUCK
PowerMate // M-1
WITH WHEEL BRAKES



ROL-A-LIFT
Skarnes // M-4-6



MAKE	MODEL	TYPE	CAPACITY	PLATFORM LENGTH/WIDTH	FORKS LENGTH/WIDTH	FORK WIDTH	HEIGHT (LOWERED)	HEIGHT (RAISED)	WEIGHT	CAT-CLASS
Genie	GH3.8	Material Lift	300 lbs.	1' 5" x 2' 0"	NA	NA	3' 5"	12' 5.6"	75 lbs.	480-3500
Genie	GH5.6	Material Lift	250 lbs.	1' 5" x 2' 0"	NA	NA	4' 6"	18' 4.5"	82 lbs.	480-3560
SUMNER	2311	Drywall Lift	150 lbs.	55" x 55"	NA	NA	34"	11.2' 3/4"	99 lbs.	100-7030

MAKE	MODEL	TYPE	CAPACITY	WIDTH/DEPTH/HEIGHT	EXTRUDING TOE PLATE	LIFTING HEIGHT	WEIGHT	CAT-CLASS
PowerMate	M-1 STEEL	Stair Climbing Hand Truck	1500 lbs.	27" x 17" x 60"	24"	40"	165 lbs.	480-1060

MAKE	MODEL	TYPE	CAPACITY	WIDTH/DEPTH/HEIGHT	FORKS LENGTH	FORK WIDTH	FORKS THICKNESS	WEIGHT PER PAIR	CAT-CLASS
Skarnes Rol-a-Lift	M-4-6	Hydraulic Lifts (pair)	4,000-6,000 lbs.	23" x 16-3/4" x 44"	6"	3"	1-1/8"	340 lbs.	480-1080

MATERIAL HANDLING



PALLET LIFTS make moving larger equipment and materials safer and easier. We have manual and electric lift options that can handle the heavy-duty loads you need to maneuver around your jobsite



PALLET LIFT
Grainger // 2ZE60



LIGHT DUTY ROLLERS
Hilman // KRS-8-4S



ELECTRIC PALLET LIFT
Toyota // 8HBW23

MAKE	MODEL	TYPE	CAPACITY	FORKS LENGTH/WIDTH	FORK WIDTH	HEIGHT (LOWERED)	HEIGHT(RAISED)	WEIGHT	CAT-CLASS
Grainger	2ZE60	Pallet Lift	8,000 lbs	48"/27"	6-5/6"	2-7/8"	7"	180 lbs.	480-1140
MAKE	MODEL	CAPACITY		TYPE		WEIGHT	CAT-CLASS		
Hilman	KRS-8-4S	8 Metric Tons		Roller Set		85 lbs.	480-1340		
MAKE	MODEL	TYPE	CAPACITY	FORKS LENGTH/WIDTH	FORK WIDTH	WEIGHT	BATTERY	CAT-CLASS	
Toyota	8HBW23	Electric Pallet Lift	4,500 lbs.	45.4"	26.7"	840 lbs.	Battery/ Charger Pack (24V) Swing-out Tray (175 AH) with 110 plug in.	480-1260	

TILT TRUCKS are perfect for carrying bulky loads and consolidating multiple loads for one trip. These trucks come in a range of sizes depending on your project needs, so you can maximize your productivity and keep cleanup and transport time at a minimum.



TRASH BIN
Carlisle // TT01003



TRASH BIN
Grainger // 1D652



4 WHEEL DOLLY
Grainger // 48J069

HAND TRUCK/DOLLY
Grainger // 4W326

Images may not represent the actual products

MAKE	MODEL	DESCRIPTION	CAPACITY (WEIGHT)	OVERALL LENGTH (MAX)	WEIGHT	CAT-CLASS
Carlisle	TT10503	½ cu. yd. Standard Duty Tilt Truck	825.00 lbs.	53.75"	80.25 lbs.	003-4162
Carlisle	TT01003	1 cu. yd. Standard Duty Tilt Truck	825.00 lbs.	72.50"	125.25 lbs.	003-4163
MAKE	MODEL	TYPE	VOLUME CAPACITY	LOAD CAPACITY	TYPE	CAT-CLASS
Grainger	1D652	Trash Bin	1 cu. yd.	2100 lbs.	Heavy-Duty Hopper	003-4163
MAKE	MODEL	TYPE	CAPACITY	NOSEPLATE WIDTH	NOSEPLATE DEPTH	CAT-CLASS
Grainger	4W326	Hand Truck Dolly	700 lbs.	24"	4-1/2"	003-3493
MAKE	MODEL	TYPE	DIMENSIONS		CAT-CLASS	
Grainger	48J069	General Purpose Dolly	30" x 18"		003-2457	



PLUMBING

// ARM YOURSELF WITH THE INDUSTRIAL-GRADE PLUMBING TOOLS YOU NEED TO MAKE EVERYTHING RUN SMOOTHLY. WE HAVE A WIDE SELECTION OF PLUMBING SOLUTIONS TO HELP YOU WITH THE PLUMBING EVALUATION, INSTALLATION AND REPAIR PROCESS. PIPE THREADERS. BENDERS. LOCATORS. SNAKES. SEWER CAMERAS AND MORE. WE'LL WORK WITH YOU TO MAKE SURE YOU HAVE EVERYTHING YOU NEED.

MATERIAL HANDLING

PLUMBING

PIPE SNAKES, THREADERS, SEWER VIEWERS AND PIPE LOCATORS are essential tools for any plumbing project. Whether you're fixing existing pipes or installing a new plumbing system, we have the selection for you.



PIPE SNAKE
General // Super-Vee R-SV-D-WC
25 Ft



PIPE SNAKE
General // Mini-Rooter MR-C-O
50 Ft



SEWER CAMERA
General // Gen-Eye POD
C-GP-E // 200 Ft



PIPE SNAKE
General // EasyRooter
ER-E // 100 Ft



SEWER JETTER
General // JM-1450-A
150 Ft & 30 Ft



UTILITY LOCATOR
Vivax Metrotech // 810



PIPE LOCATOR
General // Gen-Eye Hot Spot
GL-100



MAGNETIC LOCATOR
Vivax Metrotech // 880

MAKE	MODEL	LINE CAPACITY	REEL LENGTH	CAMERA TYPE	RECORDER TYPE	MONITOR	CAT-CLASS		
General	C-GP-E	3 - 10"	200'	Color, standard	N/A	7" Color	125-1600		
MAKE	MODEL	LINE CAPACITY	CABLE/HOSE LENGTH	MOTOR	WEIGHT	CAT-CLASS			
General	MR-C-O	2" - 4"	1/2" x 50'	1/3 HP	32 lbs.	125-1440			
General	ER-E	3" - 6"	5/8" x 100"	1/3 HP	80 lbs.	125-1470			
General	R-SV-D-WC	1-1/4" - 3"	5/16" x 25'	Drill Powered	25 lbs.	125-1460			
General	JM-1450-A	1-1/2" - 4"	1/4" x 150' & 1/8" x 30'	1-1/2 HP 13 amp	111 lbs.	125-1500			
General	GL-100		Pipe Locator		5 lbs.	125-1610			
MAKE	MODEL	TYPE	DISPLAY	SPEAKER	RECEIVER ANTENNAS	CONTROLS	CONNECTORS	WEIGHT	CAT-CLASS
Vivax Metrotech	VM-880	Ferrous Metal Detector	Digital	Piezo	Dual Magnetometers	Pushbutton Keypad	Mini USB	1.54 lbs.	100-7050
Vivax Metrotech	VM-810	Single High Frequency Locator KIT	Black and White	Speaker or Head phones	3 Peak / 1 Compass	N/A	3.5mm Headphone Jack/ Mini USB/4 Pin Accessory	3 lbs.	100-7210

Call 888-777-2700 for rates and reservations



PIPE THREADER
Ridgid // 1224



ROLL GROOVER
Ridgid // 918




PIPE THREADER
Ridgid // 300 Compact



GEARED THREADER
Ridgid // 141 OR 161

MAKE	MODEL	TYPE	PIPE CAPACITY	HP	SPINDLE SPEED	POWER REQUIREMENTS	WEIGHT	CAT-CLASS
Ridgid	1224	Heavy-Duty Mount	1/2" - 4"	1 1/2 HP	12/36 RPM	120 V / 50-60 hz / 15 A max	509 lbs.	125-2310
Ridgid	300 Compact	Compact Mount	1/2" - 2"	1/2 HP	36 RPM	115 V / 60-60 Hz / 15A	160 lbs.	125-2360
MAKE	MODEL	TYPE	POWER SOURCE	CAPACITY-STEEL (SCHEDULE 10)	CAPACITY-STEEL (SCHEDULE 40)	CAPACITY-COPPER	WEIGHT	CAT-CLASS
Ridgid	918 Roll Groover	Hydraulic	Ridgid 300	1" - 12"	1" - 8"	2" - 6"	104 lbs.	125-2570
MAKE	MODEL	TYPE	PIPE CAPACITY	MOTOR	SPINDLE SPEED	WEIGHT	CAT-CLASS	
Ridgid	700	Hand-Held	1/2"-2"	1/2 HP	32 RPM	25 lbs.	125-2320	
ACCESSORIES	* RIDGID 700 POWER DRIVE REQUIRES 12R DIE HEADS FOR 1/2" TO 2"						WEIGHT	CAT-CLASS
Ridgid	141 Geared Threader		2-1/2"- 4"	N/A	Requires 700 PD, 300 PD, or 535	93 lbs.	125-2340	
Ridgid	161 Geared Threader		4"-6"	N/A	Requires 700 PD, 300 PD, or 535	158 lbs.	125-2350	

HercRentals.com



Greenlee // 6906 Puller



CABLE-PULLING EQUIPMENT saves time, increases efficiency, and safely pulls cable where needed whether it be from simple straight shots or multiple bends and offsets.

Greenlee // 6810 Cable Feeder



Greenlee // 555 Classic Bender with Shoe Group



Greenlee // 881CT Conduit Bender

MAKE	MODEL	TYPE	CAPACITY	VOLTAGE	WIDTH/DEPTH/HEIGHT	CAT-CLASS
Greenlee	555 Classic Bender	Electrical	1/2 to 2" EMT/IMC/Rigid Conduit	120V	40" x 26" x 32"	125-2000
MAKE	MODEL	TYPE	CAPACITY	WEIGHT	CAT-CLASS	
Greenlee	6810	Cable Feeder	25000 lbs.	285 lbs.	480-4130	
MAKE	MODEL	TYPE	CONTINUOUS CAPACITY	15 ON / 15 OFF CAPACITY	MOMENTARY CAPACITY	CAT-CLASS
Greenlee	6906	Puller	6500 lbs. Continuous Operation	8000 lbs.	10000 lbs.	480-4120
MAKE	MODEL	TYPE	CAPACITY	CENTERLINE BEND RADIUS	WEIGHT	CAT-CLASS
Greenlee	881CT	Conduit Bender	2-1/2" - 4"	130-1/2" - 20-7/8"	999 lbs.	125-2010

PORTABLE POWER

// KEEP YOUR PROJECT RUNNING WITH OUR PORTABLE POWER OPTIONS. THESE GENERATORS ARE EASY TO MOVE THROUGHOUT YOUR JOB SITE, SO YOU CAN POWER UP YOUR LIGHTS, ELECTRIC TOOLS, CLIMATE-CONTROL MACHINES AND MORE. WE HAVE OPTIONS THAT CAN MEET YOUR WATTAGE, OUTLET, AMP AND VOLTAGE REQUIREMENTS WHILE PROVIDING LOW-DECIBEL, FUEL-EFFICIENT PERFORMANCE.



PORTABLE POWER

HONDA
Power
Equipment

GENERATORS deliver the power you need to handle just about any project. From lightweight generators for your small power tools to larger, heavy-duty generators for bigger tools like table saws, bench grinders and concrete vibrators, we have the power you need.



Honda // EU1000i



Honda // EU2000T1A1



Honda // EU7000iAT1



Honda // EU3000IS1A



Honda // EB3000CK2A



Honda // EB10000

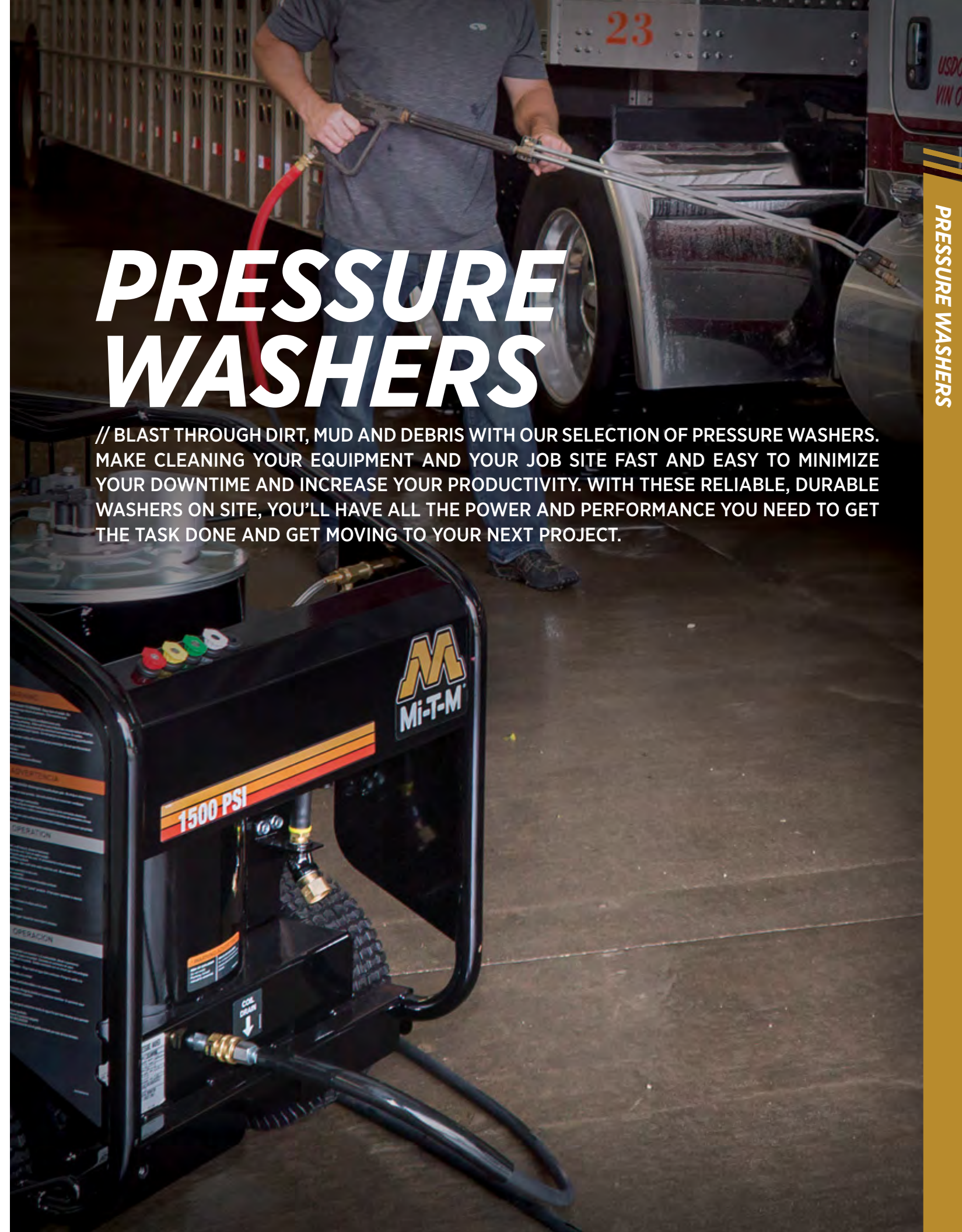


Honda // EB6500X1

MAKE	MODEL	TYPE	RATED WATTS	SURGE WATTS	VOLTAGE/AMPS	OUTLETS	FUEL/CAPACITY	RUN TIME	WEIGHT	CAT-CLASS
Honda	EU1000i	Portable Generator	900W	1000W	120V	(1) 15A 125V Duplex	Gasoline/0.6 gal	3.8 hr	28.7 lbs.	500-1015
Honda	EU2000T1A1	Inverter Generator	1600W	2000W	120V / 16.7A	20A Duplex	Gasoline/0.95 gal	4.0 hr	46 lbs.	500-1025
Honda	EU3000IS1A	Portable Inverter Generator	2800W	3,000W	120V / 25A	20A Duplex, 30A Locking	Gasoline/3.4 gal	7.2 hr	134 lbs.	500-1035
Honda	EU7000iAT1	Inverter Generator	5500W	7000W	120V-240V / 58.3A-29.1A	30A 125/250V Locking	Gasoline/5.1 gal	6.5 hr	262 lbs.	500-1075
Honda	EB3000CK2A	Portable Generator	2600W	3000W	120V / 25.0A	(1) 15A 125V Duplex	Gasoline/2.6 gal	6.1 hr	71 lbs.	500-1030
Honda	EB10000	Portable Generator	9000W	10000W	120V-240V / 83.8A-41.6A	(2) 20A 125V GFCI Duplex (2) 30A 125V Locking Plug 30A 125/250V Locking Plug 50A 125/250V Locking Plug	Gasoline/8.1 gal	5.3 hr	403 lbs.	500-1100
Honda	EB6500X1	Portable Generator	5500W	6500W	120V-240V / 54.1A-27.1A	(2) 20A 125V GFCI Duplex 30A/125V Locking 30A 125/250V Locking	Gasoline/6.2 gal	6.9 hr	220 lbs.	500-1060

PRESSURE WASHERS

// BLAST THROUGH DIRT, MUD AND DEBRIS WITH OUR SELECTION OF PRESSURE WASHERS. MAKE CLEANING YOUR EQUIPMENT AND YOUR JOB SITE FAST AND EASY TO MINIMIZE YOUR DOWNTIME AND INCREASE YOUR PRODUCTIVITY. WITH THESE RELIABLE, DURABLE WASHERS ON SITE, YOU'LL HAVE ALL THE POWER AND PERFORMANCE YOU NEED TO GET THE TASK DONE AND GET MOVING TO YOUR NEXT PROJECT.



PORTABLE POWER

PRESSURE WASHERS



PRESSURE WASHERS are the quick and easy way to clear dirt and debris to ensure you have a clean job site. Plus, you can use your pressure washer to keep your equipment clean so you're always ready to move on to your next project.

Alkota // 212AX4X



Alkota // 3305X4X



Alkota // 5357K+20152

MAKE	MODEL	MAX PSI*	MAX GPM*	MOTOR	FUEL/CAPACITY	RUN TIME	LENGTH/WIDTH/HEIGHT	WEIGHT	CAT-CLASS
Alkota	212AX4X (HERC212E)	1200 PSI	2.0 GPM	115V 15A	Diesel/4.5 gal.	3.6 hrs	40" x 27" x 40"	420 lbs.	105-2505
Alkota	3305X4X (HERC330G)	3000 PSI	3.0 GPM	9 HP Honda	Diesel/8 gal.	4.10 hrs	53" x 50" x 31.5"	650 lbs.	105-2515
Alkota	5357K+20152 (HERC535DKS+20152)	3500 PSI	5.0 GPM	20.3 HP Kubota	Diesel/30 gal.	7.89 hrs	168" x 72" x 54"	2100 lbs.	105-2810

*Fuel usage and pressure may vary - + 5% due to manufacturing tolerances in components



Mi-T-M // CA-2403-1MMH



Mi-T-M // CWC-5004-4MGH

Mi-T-M // CBA-3504-1MGH



MAKE	MODEL	MAX PSI*	MAX GPM*	ENGINE	FUEL/CAPACITY	RUN TIME	LENGTH/WIDTH/HEIGHT	WEIGHT	CAT-CLASS
Mi-T-M	CA-2403-1MMH	2400 PSI	2.4 GPM	196cc Honda OHV	.95 gal.	1.5 hrs	39" x 20.5" x 24.5"	73 lbs.	105-2020
Mi-T-M	CBA-3504-1MGH	3500 PSI	4.0 GPM	389cc Honda OHV	1.61 gal.	1.5 hrs	47" x 27.5" x 28.5"	165 lbs.	105-2050
Mi-T-M	CWC-5004-4MGH	5000 PSI	4.0 GPM	688cc Honda OHV with electric start - battery included	13.0 gal.	9.5 hrs	43" x 27.75" x 36"	398 lbs.	105-2070

*Fuel usage and pressure may vary - + 5% due to manufacturing tolerances in components

PRESSURE WASHERS



SCRUBBER AND WAND accessories add more versatility and cleaning power to your pressure washer. The wand is perfect to help you wash taller walls and structures, while the scrubber powers through dirt and other residue to clean and prep floor surfaces.

Mi-T-M // ROTARY SURFACE SCRUBBER



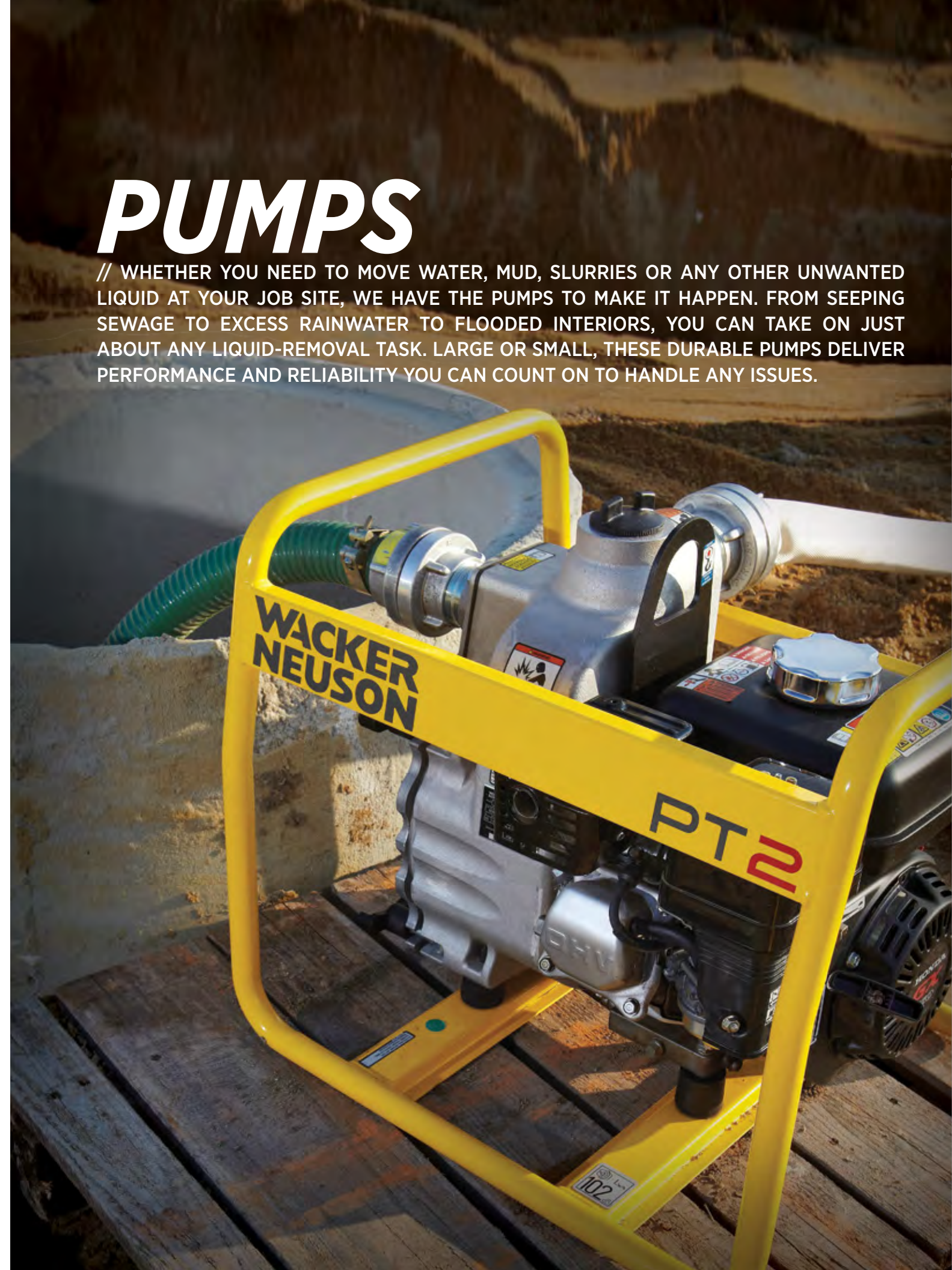
Mi-T-M // 18FT EXTENSION WAND



MAKE	MODEL	TYPE	PSI	MAX. TEMP.	WATER VOLUME	DIAMETER	CAT-CLASS
Mi-T-M	AW-7020-8003	Rotary Surface Cleaner	4000	180 F	3.0-5.0 GPM	20"	003-2583
MAKE	MODEL	TYPE	PSI	EXTENSION REACH		CAT-CLASS	
Mi-T-M	AW-7018-1200	Telescoping Wand	4000	6.8" to 12"		003-2952	

PUMPS

// WHETHER YOU NEED TO MOVE WATER, MUD, SLURRIES OR ANY OTHER UNWANTED LIQUID AT YOUR JOB SITE, WE HAVE THE PUMPS TO MAKE IT HAPPEN. FROM SEEPING SEWAGE TO EXCESS RAINWATER TO FLOODED INTERIORS, YOU CAN TAKE ON JUST ABOUT ANY LIQUID-REMOVAL TASK. LARGE OR SMALL, THESE DURABLE PUMPS DELIVER PERFORMANCE AND RELIABILITY YOU CAN COUNT ON TO HANDLE ANY ISSUES.



SUBMERSIBLE AND TRASH PUMPS have plenty of power to move water and waste materials, so you can clear everything from small-flooded rooms to large outdoor work areas quickly and keep your project moving forward.

Wacker Neuson // PST2 400



Wacker Neuson // PT2A



Wacker Neuson // PS2 500



Tsurumi Pump // NK2-15



Wacker Neuson // PST3 750



Wacker Neuson // PT3A



Wacker Neuson // PDT3A



Multiquip // QP4TH



MAKE	MODEL	TYPE	OUTLET	MAX GPM	MAX HEAD	HP	VOLTAGE	MAX DEBRIS SIZE	WEIGHT	CAT-CLASS
Wacker Neuson	PS2 500 110V	Pumps Submersible	2	62.3	39.5 ft.	1.5 HP	110V	.2"	21 lbs.	810-1580
Wacker Neuson	PST2 400 110V	Pumps Submersible	2	53	39 ft.	1.5 HP	110V	.27"	25 lbs.	810-1580
Wacker Neuson	PST3 750 110V	Pumps Submersible	3	60	62 ft.	1.5 HP	110V	.27"	42 lbs.	810-1640
Tsurumi Pump	NK2-15	Pumps Submersible	3	111	69 ft.	2 HP	110V or 220V	5/16"	75 lbs.	810-1660

MAKE	MODEL	TYPE	SUCTION X DISCHARGE	MAX GPM	MAX HEAD	FUEL/CAPACITY	RUN TIME	LENGTH/WIDTH/HEIGHT	WEIGHT	CAT-CLASS
Wacker Neuson	PT2A	Portable Trash Pump	2" x 2"	172	106'	Gasoline/.83 gal.	2 hrs	21.7" x 18.3" x 19.6"	96 lbs.	800-1020
Multiquip	QP2TH	Portable Trash Pump	2" X 2"	211	98'	Gasoline/.83 gal.		27" x 18.2" x 20.3"	96 lbs.	800-1020
Wacker Neuson	PT3A	Portable Trash Pump	3" x 3"	356	93'	Gasoline/1.3 gal.	2.5 hrs	26.5" x 20" x 22.5"	150 lbs.	800-1060
Multiquip	QP4TH	Portable Trash Pump	4" x 4"	555	90'	Gasoline/1.65 gal.		30.1" x 27.3" x 30.7"	216 lbs.	800-1140
Wacker Neuson	PDT3A	Portable Trash Pump	3" x 3"	88	25'	Gasoline/.65 gal.	2 hrs	42" x 26.5" x 23.2"	140 lbs.	815-1100



HYDROSTATIC PUMPS are ideal for pressure testing water main lines. From sprinkler systems to irrigation lines to main water lines, these pumps deliver the volume and PSI you need to test lines of nearly any diameter.

Rice // EL1A



Rice // HPI0-B



Rice // DPH-3B

MAKE	MODEL	TYPE	PSI	GPM	INLET	OUTLET	HP	LENGTH/WIDTH/HEIGHT	WEIGHT	CAT-CLASS
Rice	EL1A	Hydrostatic Test	500 PSI	3 GPM	3/4"	1/2"	1 HP	22" x 14" x 14"	74 lbs.	125-1210
Rice	DPH-3B	Hydrostatic Test	550 PSI	11 GPM	1"	1/2"	5.5 HP	25" x 21" x 17"	91 lbs.	125-1240
Rice	HPI0-B	Hydrostatic Test	1,000 - 10,000 PSI	240 cu. in.	3/4"	3/8"		26" x 25" x 43"	155 lbs.	125-1300



TRAILERS

// HAUL WHAT YOU NEED USING ONE OF THESE INDUSTRIAL-STRENGTH TRAILERS. OUR SELECTION OF TRAILERS COVERS EVERYTHING FROM LIGHT UTILITY TO HEAVY-DUTY HAULING WORK. WITH DROP-DECK, TILT, DUMP AND WATER TRAILER OPTIONS AVAILABLE FOR YOU TO RENT, WE CAN HELP YOU GET YOUR EQUIPMENT MOVING TO AND FROM THE JOB SITE.

TRAILERS keep things moving on your job site. Whether it's light-utility moving or heavy-duty hauling, we have the drop-deck, tilt, dump, and water trailer options you need to minimize downtime and keep your project on schedule.

UTILITY TRAILER
Felling // FT-3-G



UTILITY TILT TRAILER
Felling // FT-6T-GW



UTILITY TILT TRAILER
Felling // FT-10IT-I-G

MAKE	MODEL	TYPE	DECK	GVWR	PAYLOAD	CAT-CLASS
Felling Trailers	FT-3-G	Single Axle Folding Ramp	4' X 10'	2,900	1,800 lbs.	610-1060
Felling Trailers	FT-6T-GW	Single Axle Tilt Deck	6' x 12'	7,000	5,350 lbs.	610-1740
Felling Trailers	FT-10IT-I-G	Tandem Axle Tilt Deck	7' x 18'	9,980	7,380 lbs.	610-1770
Felling Trailers	FT-6DTE-G	Single Axle Dump	5' x 10'	7,000	3 CY/4500 lbs.	610-2330



DUMP TRAILER
Felling // FT10DTHD-G



WATER TRAILER
Multiquip // WT5C

MAKE	MODEL	TYPE	DECK	GVWR	PAYLOAD	CAT-CLASS	
Felling Trailers	FT-10DTHD-G	Tandem Axle Dump	6.5' x 12'	9,980	5 CY/7000 lbs.	610-2340	
MAKE	MODEL	WATER TANK	PUMP	FLOW/HEAD	MANIFOLD	EMPTY WEIGHT	CAT-CLASS
Multiquip	WT5C	500 gal Polypropylene	Multiquip QP2H 2" Centrifugal	158 GPM/115 ft.	1.5" & 2" Left/Rt. (QD Couplers), 3 garden hose valves, rear spray bar	1428 lbs.	610-2420



UTILITY TRAILER // EZ Ramp | EZ1065S



UTILITY TRAILER // EZ Ramp | EZ1265TS



MAKE	MODEL	TYPE	DECK	GVWR	EMPTY WEIGHT	CAT-CLASS
EZ Ramp	EZ 1065S	Single Axle	10' x 65"	5,500	1,600 lbs.	610-1730
EZ Ramp	EZ 1265TS	Dual Axle	12' x 65"	11,000	2,500 lbs.	610-1750



CREDIT APPLICATION
(must fully complete)

Return Completed Application by:

Fax to HERC Branch: _____
 Fax to HERC Credit Dept at (405) 979-3940,
 or Scan and Email to HERC_Credit@Hertz.com

For Branch Use Only:
 Branch No. _____
 Salesman No. _____
 Revised (Previous Incomplete or Decline) _____
 Customer No. _____

For Branch Use Only: Rush (Same Day or Next Day Rental) Date/Time Needed		Business Name	
Street Address		State	
City		Zip Code & 4	
Billing Address		State	
City		Zip Code & 4	
Primary Contact	Telephone (Include Area Code)	Fax (Include Area Code)	
AP Contact	Telephone (Include Area Code)	Fax (Include Area Code)	
AP E-MAIL			
Business Type (Check One) <input type="checkbox"/> Sole Proprietor <input type="checkbox"/> LLC			
Business Description: Principal Owners, Officers, Stockholders and/or Directions: (Must Have Social Security Number if Sole Proprietor or Partnership)			Average No. of Employees
Name		Title	Social Security No.
Federal Taxpayer ID for Corporations:		Date and State of Incorporated/formed:	Years in Business Under Present Ownership
Contractor's License No. & Expiration Date:		Parent Corporation Name and City/State:	
Are you listed with a commercial credit bureau? ___ No ___ Yes DUNS/File#: _____ Experian #: _____	Initial Credit Requirement	Monthly Credit Requirement	
Trade References: (Credit Purchases)			
Business Contact	Account No. City/State	Telephone (Include Area Code) Fax (Include Area Code)	
Business Contact	Account No. City/State	Telephone (Include Area Code) Fax (Include Area Code)	
Business Contact	Account No. City/State	Telephone (Include Area Code) Fax (Include Area Code)	
Business Contact	Account No. City/State	Telephone (Include Area Code) Fax (Include Area Code)	
Business Contact	Account No. City/State	Telephone (Include Area Code) Fax (Include Area Code)	
Bank References:	Checking Account No. Loan Account No.	City/Branch Telephone (Include Area Code)	
Purchase Order Required? ___ Yes ___ No	Tax Exempt? ___ Yes (Must Attach Tax Certificate) ___ No	Liability Insurance Coverage? ___ Yes (Must Attach Insurance Certificate) ___ No	
Physical Damage Coverage for Rental Equipment ___ Yes (Must Attach Insurance Certificate) ___ No (Rental Protection Plan will be Charged)	Bonding Company (Name/Address)		
For the purpose of establishing a credit line with Hertz Equipment Rental Corporation, I herewith authorize the above named Bank and Trade References to furnish the requested account credit information.			
Authorized By: Name (Please Print or Type)	Title	Signature and Date Signed	
For Central Office Use Only			
Approved I Declined and Reason			
Credit Manager Signature and Date	S.I.C.	Customer No.	

ACCOUNT AGREEMENT AND TERMS

The company submitting this application (the "Undersigned") acknowledges and agrees to the following:

- This Account Agreement And Terms ("Agreement") supersedes, with respect to rentals made subsequent to the acceptance of this application by Hertz Equipment Rental Corporation ("HERC"), any prior Account Agreement and Terms governing the extension of credit by HERC to the Undersigned. Rentals by HERC to the Undersigned made subsequent to the acceptance of this application by HERC shall be governed by the Rental Contract pertaining to such rental and by this Agreement. In the event that any provisions of the Rental Contract shall conflict with any provision of this Agreement the Rental Contract shall control.
- The receipt of an application shall not create any obligation on the part of HERC to rent equipment to the undersigned or to extend credit to the undersigned in connection with any such rental.
- The Undersigned warrants and represents that any credit which may be extended upon the acceptance of this application shall only be used in connection with the rental of equipment for a business purpose and not in connection with the rental of equipment or any personal or household use.
- It is understood and agreed that the undersigned specifically consents to HERC investigating the undersigned's credit history and the information provided on this application, for the purpose of extending credit.
- If credit is extended, the undersigned acknowledges that HERC's credit terms are payment in full net thirty (30) days from the date of invoice.
- All sums are due and payable at the following address, P.O. Box 650280, DALLAS, TEXAS 75265-0280 and/or at such other mailing address as shall be specified on the invoice.
- In the event the undersigned fails to timely pay any invoice, the undersigned agrees to pay a late fee to HERC on such delinquent invoice until same is fully paid, at the rate of 1.8% per month or maximum rate allowed by the laws of the jurisdiction where the originating HERC branch stated on the invoice is located whichever is less.
- The undersigned agrees that, with or without notice or demand, the undersigned shall reimburse HERC, for all expenses (including counsel fees) incurred by HERC in connection with any indebtedness of the applicant or the collection thereof.
- The undersigned agrees fully and promptly to furnish to HERC information needed or requested by HERC for proper filling out and service of preliminary notices under the mechanic's lien laws.
- Any and all obligations arising under a Rental Contract including without limitation, the obligation to pay for all Charges associated with or arising from a rental transaction shall be governed by the terms of the Rental Contract and the Choice of Law provision set forth therein. To the extent any rights or obligations hereunder are not addressed by the Rental Contract, this Agreement shall be governed and construed by the laws of the STATE OF NEW YORK, without regard to any conflict or choice of laws principals. If any provision or part of any provision of this Agreement conflicts with any applicable law then that provision will be deemed to be modified to be consistent with such law, or to be deleted if modification is impossible, and will not affect the remainder of this Agreement which will continue in full force and effect. If any provision of this Agreement is held to be so broad as to be unenforceable, then that provision will be interpreted to be only so broad as is necessary for it to be enforceable.
- If the equipment rented hereunder is used in the construction of a particular private or public work of improvement, the undersigned agrees that all monies owed to or received by the undersigned in connection with such work or works of improvements shall be held by undersigned in trust for the benefit of HERC, shall be segregated from other monies of the undersigned, and shall be used only to pay HERC, to the extent that such monies are attributable to the equipment rented hereunder until HERC has been paid in full for such rentals.
- The undersigned recognizes that it may from time to time be owed money by HERC due to contracts or transactions between the undersigned and HERC which are separate and distinct from the rental contemplated by this Credit Application and Agreement. HERC shall have the right to withhold from the undersigned any monies owed by HERC to the undersigned in connection with any such other contracts or transactions and to offset the same against any sums owed by the undersigned to HERC in such amounts as may be deemed by HERC to be reasonably necessary to cover such indebtedness of the undersigned. So long as this right of withhold and offset is carried out in good faith, the undersigned hereby waives any claims against HERC for any consequential damages coming from such withhold and offset even if it is later determined that the withhold and offset was improper.
- THE UNDERSIGNED HEREBY WAIVES THE RIGHT TO A JURY TRIAL OF ANY OR ALL CLAIMS OR DISPUTES WHICH MAY ARISE AFTER ACCEPTANCE OF THIS APPLICATION BY HERC IN CONNECTION WITH THIS AGREEMENT OR ANY RENTAL CONTRACT BETWEEN THE UNDERSIGNED AND HERC.
- The terms of this Agreement may be revised or supplemented from time to time by HERC sending the Undersigned notice of such changes. It will be presumed that the Undersigned has received any such notice mailed to the Undersigned at the address shown on this Application or otherwise provided to HERC. The Undersigned's making a rental from HERC using credit after the effective date of such changes will constitute the Undersigned's acceptance of such changes.
- The Undersigned agrees to promptly notify HERC in writing of any change in the undersigned's business ownership/form or structure. If the undersigned fails to promptly notify HERC of such change, then the undersigned expressly assumes full responsibility for all charges and/or credit extensions made on this account subsequent to such change.
- Hertz Equipment Rental reserves the right to file preliminary notices for work done in the states where these notices are required by state law in order to protect our Lien Rights.

Name (please print)	Title	Signature	Date
The Undersigned individual who is either principal of the credit application or a sole proprietor of the credit application, recognizing that his or her individual credit history may be a factor in the evaluation of the credit history of the applicant, hereby consents to the use of the consumer credit report on the undersigned by HERC, from time to time as may be needed in the credit evaluation.			

Name (please print)	Social Security	Signature	Date
---------------------	-----------------	-----------	------

GUARANTY

In consideration of the extension of credit to the applicant named herein the undersigned, jointly, severally and unconditionally guarantee and promise to pay all amounts now owing or which may hereinafter become owing by the applicant to Hertz Equipment Rental Corporation ("HERC"). This is a continuing guaranty and obligations arising hereunder shall not be affected by any change in terms of indebtedness, the extension of credit beyond amounts specified herein, a change in the term or time for payment, a change in the form of indebtedness or the acceptance of security or collateral. HERC shall not be required to exhaust any remedies against applicant prior to exercising rights granted hereby.

The undersigned hereby waives (a) notice of acceptance of this guaranty and of extensions of credit by HERC to the applicant; (b) presentment and demand for paying of any indebtedness of the applicant; (c) protest and notice of dishonor or default to the undersigned with respect to any indebtedness of the applicant; (d) all other notices to which the undersigned might otherwise be entitled; (e) any demand for payment under this guaranty; (f) benefit of all exemptions and homestead laws; (g) all set-offs and counterclaims.

This is a guaranty of payment and not of collection and the undersigned further waives any right to require that any action be brought against the applicant or any other person or to require that resort be had to any security.

The undersigned agrees that, with or without notice or demand, the undersigned shall reimburse HERC, to the extent that such reimbursement is not made by the applicant, for all expenses (including counsel fees) incurred by HERC in connection with any indebtedness of the applicant or the collection thereof, and will pay attorneys' fees if this guaranty is placed with an attorney for enforcement or collection from the undersigned.

The undersigned personal guarantor, recognizing that his or her individual credit history may be a necessary factor in the evaluation of this personal guarantee, hereby consents to and authorizes the use of a consumer credit report on the undersigned by HERC, from time to time as may be needed, in the credit evaluation process.

If any provision or part of any provision of this guaranty is in conflict with any applicable statute or rule of law then such provision, or part thereof, as the case may be, shall be deemed null and void to the extent that it may conflict therewith, but without invalidating the remaining provisions hereof or the remaining part of such.

THE UNDERSIGNED HEREBY WAIVES THE RIGHT TO A JURY TRIAL OF ANY OR ALL CLAIMS OR DISPUTES WHICH MAY ARISE IN CONNECTION WITH THIS GUARANTY. The undersigned further acknowledge and represent that any titles written near their signatures below is/are merely intended to clarify the individual's position with the customer and in no way is intended to limit or cancel the personal nature of this guarantee.

Name (please print)	Social Security No.	Name (please print)	Social Security No.
Signature	Date	Signature	Date

A	Floor Scrubbers	50-51	Pressure Washers, Extension Wand	78		
A/C Coolers	20	Floor Staplers.....	48	Pressure Washers, Surface Scrubber	78	
Aerators	56	Floor Surface & Prep Equipment	43-52	Pumps	79-82	
Air Compressors.....	5-8	Floor Sweepers.....	50-51	Pumps, Hydrostatic.....	82	
Air Compressors, Portable	6-8	G	Generators	74		
Air Extraction	17	H	Hand-Held Concrete Saws	32		
Air Movers.....	15	Hand Trucks.....	68	Hand Trucks, Stair Climbing	67	
Air Scrubbers, HEPA	16	Heaters.....	18	Heaters, Indirect Fired.....	19	
Air Tools.....	9-12	HEPA Air Scrubbers.....	16	J	Jumping Jack Rammers	23
Augers.....	57	L	Landscaping	62		
B	Backpack Blowers	62	Laser Levels, Rotating	42		
Backfill Tampers.....	10	Lawn & Garden Equipment.....	53-62	Lawn & Litter Vacuum.....	56	
Breakers.....	41	Lawn Chipping Hammers	62	Lighting.....	63-64	
Brush Cutters	56	Clay Diggers	10	Lights.....	64	
C	Cable Feeders.....	72	Climate Control Equipment	13-20		
Cable Pulling Equipment.....	72	Compaction Equipment.....	21-26	Lights, LED.....	64	
Chainsaws, Electric.....	62	Compact Utility Loaders.....	55	Lights, Wobble	64	
Chainsaws, Gas.....	62	Concrete & Masonry Equipment	27-36	Light Stands	64	
Chipping Hammers	10	Concrete Vibrators	29	Loaders, Compact Utility.....	55	
Clay Diggers	10	Conduit Benders	72	Loaders, Small	60-61	
Climate Control Equipment	13-20	Contractor Lifts	66-67	Log Splitters	57	
Compaction Equipment.....	21-26	Core Drills.....	34	M	Magnetic Locators	70
Compact Utility Loaders.....	55	Cut-Off Saws	32	Masonry Saws	36	
Concrete & Masonry Equipment	27-36	D	Dehumidifiers.....	14	Material Handling Equipment	65-68
Concrete Vibrators	29	Dollies.....	68	Material Lifts.....	66-67	
Conduit Benders	72	Dollies, 4-Wheel.....	68	Mixers, Concrete.....	28	
Contractor Lifts	66-67	Double Drum Vibratory Rollers	26	Mixers, Mortar	28	
Core Drills.....	34	Drills.....	39	Mixers, Multi-Use.....	28	
Cut-Off Saws	32	Drill Presses	42	Mowers.....	56	
D	Dehumidifiers.....	14	Drywall Lifts.....	67	Mulchers	56
Dollies.....	68	Drywall Vacuums	42	N	Nailers	12
Dollies, 4-Wheel.....	68	Dustless Systems	35	O	Ozone Generators.....	20
Double Drum Vibratory Rollers	26	E	Electric & Demolition Tools.....	37-42		
Drills.....	39	F	Floor Buffers	48		
Drill Presses	42	Floor Buffers, Accessories.....	49	Floor Edgers.....	48	
Drywall Lifts.....	67	Floor Edgers, Accessories	49	Floor Grinders.....	46	
Drywall Vacuums	42	Floor Grinders, Accessories.....	47	Floor Nailers.....	48	
Dustless Systems	35	Floor Nailers.....	48	Floor Sanders.....	48	
E	Electric & Demolition Tools.....	37-42	Floor Sanders, Accessories.....	49		
F	Floor Buffers	48	Floor Scrapers.....	44		
Floor Buffers, Accessories.....	49	Floor Scrapers, Accessories.....	45	Floor Scrubbers	50-51	
Floor Edgers.....	48	Floor Surface & Prep Equipment	43-52	Floor Staplers.....	48	
Floor Edgers, Accessories	49	Floor Sweepers.....	50-51	G	Generators	74
Floor Grinders.....	46	H	Hand-Held Concrete Saws	32		
Floor Grinders, Accessories.....	47	Hand Trucks.....	68	Hand Trucks, Stair Climbing	67	
Floor Nailers.....	48	Heaters.....	18	Heaters, Indirect Fired.....	19	
Floor Sanders.....	48	HEPA Air Scrubbers.....	16	J	Jumping Jack Rammers	23
Floor Sanders, Accessories.....	49	L	Landscaping	62		
Floor Scrapers.....	44	Laser Levels, Rotating	42	Lawn & Garden Equipment.....	53-62	
Floor Scrapers, Accessories.....	45	Lawn & Litter Vacuum.....	56	Lawn Chipping Hammers	62	
Floor Scrubbers	50-51	Lighting.....	63-64	Clay Diggers	10	
Floor Staplers.....	48	Lights.....	64	Climate Control Equipment	13-20	
Floor Surface & Prep Equipment	43-52	Lights, LED.....	64	Compaction Equipment.....	21-26	
Floor Sweepers.....	50-51	Lights, Wobble	64	Compact Utility Loaders.....	55	
G	Generators	74	Light Stands	64		
H	Hand-Held Concrete Saws	32	Loaders, Compact Utility.....	55		
Hand Trucks.....	68	Loaders, Small	60-61	Log Splitters	57	
Hand Trucks, Stair Climbing	67	M	Magnetic Locators	70		
Heaters.....	18	Masonry Saws	36	Material Handling Equipment	65-68	
Heaters, Indirect Fired.....	19	Material Lifts.....	66-67	Material Lifts.....	66-67	
HEPA Air Scrubbers.....	16	Mixers, Concrete.....	28	Mixers, Mortar	28	
J	Jumping Jack Rammers	23	Mixers, Multi-Use.....	28		
L	Landscaping	62	Mowers.....	56		
Laser Levels, Rotating	42	Mulchers	56	N	Nailers	12
Lawn & Garden Equipment.....	53-62	N	Nailers	12		
Lawn & Litter Vacuum.....	56	O	Ozone Generators.....	20		
Lighting.....	63-64	P	Pallet Lifts	68		
Lights.....	64	Pallet Lifts, Electric.....	68	Paving Breakers.....	11	
Lights, LED.....	64	Pipe Locators.....	70	Pipe Locators.....	70	
Lights, Wobble	64	Pipe Snakes	70	Pipe Threaders.....	71	
Light Stands	64	Pipe Threaders.....	71	Plumbing Equipment.....	69-72	
Loaders, Compact Utility.....	55	Plumbing Equipment.....	69-72	Pole Pruners	62	
Loaders, Small	60-61	Pole Pruners	62	Portable Power Equipment.....	73-74	
Log Splitters	57	Portable Power Equipment.....	73-74	Post Drivers	12 & 57	
M	Magnetic Locators	70	Post Drivers	12 & 57		
Masonry Saws	36	Power Buggies.....	29	Pressure Washers	75-78	
Material Handling Equipment	65-68	Z	ZipWall™ Dust Barriers.....	16		
Material Lifts.....	66-67	P	Pallet Lifts	68		
Mixers, Concrete.....	28	Pallet Lifts, Electric.....	68	Vacuums	52	
Mixers, Mortar	28	Paving Breakers.....	11	Vacuums, Blowing Machine	52	
Mixers, Multi-Use.....	28	Pipe Locators.....	70	Vacuums, Dustless.....	52	
Mowers.....	56	Pipe Snakes	70	Vacuums, Drywall	42	
Mulchers	56	Pipe Threaders.....	71	Vacuums, HEPA	52	
N	Nailers	12	Plumbing Equipment.....	69-72		
O	Ozone Generators.....	20	Pole Pruners	62		
P	Pallet Lifts	68	Portable Power Equipment.....	73-74		
Pallet Lifts	68	Post Drivers	12 & 57	Power Buggies.....	29	
Pallet Lifts, Electric.....	68	Pressure Washers	75-78	Z	ZipWall™ Dust Barriers.....	16
Paving Breakers.....	11	Z	ZipWall™ Dust Barriers.....	16		
Pipe Locators.....	70	V	Vacuums	52		
Pipe Snakes	70	Vacuums, Blowing Machine	52	Vacuums, Dustless.....	52	
Pipe Threaders.....	71	Vacuums, Drywall	42	Vacuums, HEPA	52	
Plumbing Equipment.....	69-72	Vacuums, HEPA	52	Vacuums, Insulation.....	52	
Pole Pruners	62	Vacuums, Insulation.....	52	Vacuums, Wet/Dry	52	
Portable Power Equipment.....	73-74	W	Walk-Behind Concrete Saws	33		
Post Drivers	12 & 57	Walk-Behind Concrete Saws	33	Wood Chippers.....	58	
Power Buggies.....	29	Wood Chippers.....	58	Z	ZipWall™ Dust Barriers.....	16
Pressure Washers	75-78	Z	ZipWall™ Dust Barriers.....	16		

2016 ProClimate *Coming Soon*



888-777-2700 // HercRentals.com